

Statement of Votes Cast
GENERAL MUNICIPAL ELECTION
CHRISTIAN COUNTY, MISSOURI
TUESDAY, APRIL 5, 2016
April 5, 2016 General Election
April 8th 2016 OFFICIAL RESULTS

Date: 4/8/2016
Time: 12:46:04 PM

	Turnout			AVA R-I SCHOOL BOARD DIRECTOR									
	Reg. Voters	Ballots Cast	% Turnout	Reg. Voters	Total Votes	LOWELL STRONG	TROY TREDWAY	CONNIE (COLLINS) HETHERINGT	KENNY FLEETWOOD	MARK HENRY	WRITE IN		
LINCOLN #2													
Normal	1190	209	17.56%	-	-	-	-	-	-	-	-	-	-
Absentee	1190	-		-	-	-	-	-	-	-	-	-	-
ABSENTEE													
Normal	-	-		0	0	0	0	0	0	0	0	0	0
Absentee	-	576		0	2	1 50.00%	1 50.00%	0	0	0	0	0	0
Total													
Normal	48119	4875	10.13%	11	0	0	0	0	0	0	0	0	0
Absentee	48119	576	1.20%	11	2	1 50.00%	1 50.00%	0	0	0	0	0	0
Total	48119	5451	11.33%	11	2	1 50.00%	1 50.00%	0	0	0	0	0	0

Jim Quill
Clark Essent
Debra Burkman
Jim [Signature]

Statement of Votes Cast
GENERAL MUNICIPAL ELECTION
CHRISTIAN COUNTY, MISSOURI
TUESDAY, APRIL 5, 2016
April 5, 2016 General Election
April 8th 2016 OFFICIAL RESULTS

Date: 4/8/2016
Time: 12:46:04 PM

BRADLEYVILLE R-I SCHOOL BOARD DIRECTOR

	Reg. Voters	Total Votes	DELBERT JOHNSON	BOB CASE	JUSTIN COMBS	WRITE IN
Jursidiction Wide						
E. BENTON / BRUNER						
Normal	-	-	-	-	-	-
Absentee	-	-	-	-	-	-
W. BENTON / LINDEN						
Normal	-	-	-	-	-	-
Absentee	-	-	-	-	-	-
CHADWICK / S. LINN / GARRISON / SENECA						
Normal	52	19	6 31.58%	3 15.79%	10 52.63%	0
Absentee	52	0	0	0	0	0
RIVERSIDE #1						
Normal	-	-	-	-	-	-
Absentee	-	-	-	-	-	-
CASSIDY #1						
Normal	-	-	-	-	-	-
Absentee	-	-	-	-	-	-
WEST FINLEY						
Normal	-	-	-	-	-	-
Absentee	-	-	-	-	-	-
EAST FINLEY						
Normal	-	-	-	-	-	-
Absentee	-	-	-	-	-	-
NORTH GALLOWAY						
Normal	-	-	-	-	-	-
Absentee	-	-	-	-	-	-
SOUTH GALLOWAY						
Normal	-	-	-	-	-	-
Absentee	-	-	-	-	-	-
LEAD HILL / OLDFIELD						
Normal	-	-	-	-	-	-
Absentee	-	-	-	-	-	-
LINCOLN #1						
Normal	-	-	-	-	-	-
Absentee	-	-	-	-	-	-
NORTH LINN						
Normal	-	-	-	-	-	-
Absentee	-	-	-	-	-	-

Tim Brunell
Carl Brunell

Bob Case
Justin Combs

Statement of Votes Cast
GENERAL MUNICIPAL ELECTION
CHRISTIAN COUNTY, MISSOURI
TUESDAY, APRIL 5, 2016
April 5, 2016 General Election
April 8th 2016 OFFICIAL RESULTS

Date: 4/8/2016
Time: 12:46:04 PM

BRADLEYVILLE R-I SCHOOL BOARD DIRECTOR

	Reg. Voters	Total Votes	DELBERT JOHNSON	BOB CASE	JUSTIN COMBS	WRITE IN
McCRACKEN						
Normal	-	-	-	-	-	-
Absentee	-	-	-	-	-	-
POLK						
Normal	-	-	-	-	-	-
Absentee	-	-	-	-	-	-
UNION CHAPEL						
Normal	-	-	-	-	-	-
Absentee	-	-	-	-	-	-
ROSEDALE #1A						
Normal	-	-	-	-	-	-
Absentee	-	-	-	-	-	-
GARDEN GROVE						
Normal	-	-	-	-	-	-
Absentee	-	-	-	-	-	-
NORTHVIEW #1						
Normal	-	-	-	-	-	-
Absentee	-	-	-	-	-	-
SPARTA						
Normal	-	-	-	-	-	-
Absentee	-	-	-	-	-	-
UNION CHAPEL #2						
Normal	-	-	-	-	-	-
Absentee	-	-	-	-	-	-
ROSEDALE #2						
Normal	-	-	-	-	-	-
Absentee	-	-	-	-	-	-
NORTHVIEW #2						
Normal	-	-	-	-	-	-
Absentee	-	-	-	-	-	-
ROSEDALE #1B						
Normal	-	-	-	-	-	-
Absentee	-	-	-	-	-	-
RIVERSIDE #2						
Normal	-	-	-	-	-	-
Absentee	-	-	-	-	-	-
CASSIDY #2						
Normal	-	-	-	-	-	-
Absentee	-	-	-	-	-	-

Edith E. Smith *Paul G. Smith*
Tom Smith *Paul G. Smith*

Statement of Votes Cast
 GENERAL MUNICIPAL ELECTION
 CHRISTIAN COUNTY, MISSOURI
 TUESDAY, APRIL 5, 2016
 April 5, 2016 General Election
 April 8th 2016 OFFICIAL RESULTS

Date: 4/8/2016
 Time: 12:46:04 PM

BRADLEYVILLE R-I SCHOOL BOARD DIRECTOR

	Reg. Voters	Total Votes	DELBERT JOHNSON	BOB CASE	JUSTIN COMBS	WRITE IN
LINCOLN #2	-	-	-	-	-	-
Normal	-	-	-	-	-	-
Absentee	-	-	-	-	-	-
ABSENTEE	0	0	0	0	0	0
Normal	0	0	0	0	0	0
Absentee						
Total	52	19	6 31.58%	3 15.79%	10 52.63%	0
Normal	52	0	0	0	0	0
Absentee						
Total	52	19	6 31.58%	3 15.79%	10 52.63%	0

Lora Aune
Earl E. Smith
Robert Graham
Joe Smith

Statement of Votes Cast
GENERAL MUNICIPAL ELECTION
CHRISTIAN COUNTY, MISSOURI
TUESDAY, APRIL 5, 2016
April 5, 2016 General Election
April 8th 2016 OFFICIAL RESULTS

Date: 4/8/2016
Time: 12:46:04 PM

NIXA PUBLIC SCHOOL BOARD DIRECTOR

	Reg. Voters	Total Votes	GLENN R. SCOTT	MIKE COPELAND	DANIEL R. JESSEN	ERIC HOLGERSON	WRITE IN
Jursidiction Wide	-	-	-	-	-	-	-
E. BENTON / BRUNER	-	-	-	-	-	-	-
Normal	-	-	-	-	-	-	-
Absentee	-	-	-	-	-	-	-
W. BENTON / LINDEN	-	-	-	-	-	-	-
Normal	-	-	-	-	-	-	-
Absentee	-	-	-	-	-	-	-
CHADWICK / S. LINN / GARRISON / SENECA	-	-	-	-	-	-	-
Normal	-	-	-	-	-	-	-
Absentee	-	-	-	-	-	-	-
RIVERSIDE #1	-	-	-	-	-	-	-
Normal	-	-	-	-	-	-	-
Absentee	-	-	-	-	-	-	-
CASSIDY #1	6	0	0	0	0	0	0
Normal	6	0	0	0	0	0	0
Absentee	-	-	-	-	-	-	-
WEST FINLEY	131	16	5 31.25%	6 37.50%	1 6.25%	4 25.00%	0
Normal	131	0	0	0	0	0	0
Absentee	-	-	-	-	-	-	-
EAST FINLEY	-	-	-	-	-	-	-
Normal	-	-	-	-	-	-	-
Absentee	-	-	-	-	-	-	-
NORTH GALLOWAY	97	2	0	0	1 50.00%	1 50.00%	0
Normal	97	0	0	0	0	0	0
Absentee	-	-	-	-	-	-	-
SOUTH GALLOWAY	-	-	-	-	-	-	-
Normal	-	-	-	-	-	-	-
Absentee	-	-	-	-	-	-	-
LEAD HILL / OLDFIELD	-	-	-	-	-	-	-
Normal	-	-	-	-	-	-	-
Absentee	-	-	-	-	-	-	-
LINCOLN #1	2	0	0	0	0	0	0
Normal	2	0	0	0	0	0	0
Absentee	-	-	-	-	-	-	-
NORTH LINN	-	-	-	-	-	-	-
Normal	-	-	-	-	-	-	-
Absentee	-	-	-	-	-	-	-

Jim Unseel
Carol Esch
Robert Gullett
Mark Smith

Statement of Votes Cast
GENERAL MUNICIPAL ELECTION
CHRISTIAN COUNTY, MISSOURI
TUESDAY, APRIL 5, 2016
April 5, 2016 General Election
April 8th 2016 OFFICIAL RESULTS

Date: 4/8/2016
Time: 12:46:04 PM

NIXA PUBLIC SCHOOL BOARD DIRECTOR

	Reg. Voters	Total Votes	GLENN R. SCOTT	MIKE COPELAND	DANIEL R. JESSEN	ERIC HOLGERSON	WRITE IN
McCRACKEN	-	-	-	-	-	-	-
Normal	-	-	-	-	-	-	-
Absentee	-	-	-	-	-	-	-
POLK	-	-	-	-	-	-	-
Normal	-	-	-	-	-	-	-
Absentee	-	-	-	-	-	-	-
UNION CHAPEL	2632	702	253 36.04%	250 35.61%	89 12.68%	108 15.38%	2 0.28%
Normal	2632	0	0	0	0	0	0
Absentee	-	-	-	-	-	-	-
ROSEDALE #1A	2029	448	162 36.16%	133 29.69%	66 14.73%	84 18.75%	3 0.67%
Normal	2029	0	0	0	0	0	0
Absentee	-	-	-	-	-	-	-
GARDEN GROVE	1775	455	148 32.53%	145 31.87%	72 15.82%	87 19.12%	3 0.66%
Normal	1775	0	0	0	0	0	0
Absentee	-	-	-	-	-	-	-
NORTHVIEW #1	2722	653	232 35.53%	197 30.17%	104 15.93%	117 17.92%	3 0.46%
Normal	2722	0	0	0	0	0	0
Absentee	-	-	-	-	-	-	-
SPARTA	-	-	-	-	-	-	-
Normal	-	-	-	-	-	-	-
Absentee	-	-	-	-	-	-	-
UNION CHAPEL #2	2738	664	244 36.75%	231 34.79%	79 11.90%	105 15.81%	5 0.75%
Normal	2738	0	0	0	0	0	0
Absentee	-	-	-	-	-	-	-
ROSEDALE #2	1781	400	148 37.00%	127 31.75%	56 14.00%	66 16.50%	3 0.75%
Normal	1781	0	0	0	0	0	0
Absentee	-	-	-	-	-	-	-
NORTHVIEW #2	1758	433	177 40.88%	133 30.72%	60 13.86%	60 13.86%	3 0.69%
Normal	1758	0	0	0	0	0	0
Absentee	-	-	-	-	-	-	-
ROSEDALE #1B	1861	404	133 32.92%	115 28.47%	70 17.33%	84 20.79%	2 0.50%
Normal	1861	0	0	0	0	0	0
Absentee	-	-	-	-	-	-	-
RIVERSIDE #2	-	-	-	-	-	-	-
Normal	-	-	-	-	-	-	-
Absentee	-	-	-	-	-	-	-
CASSIDY #2	158	42	17 40.48%	18 42.86%	3 7.14%	4 9.52%	0
Normal	158	0	0	0	0	0	0
Absentee	-	-	-	-	-	-	-

Jim Cuney
Clark Esser

Debra L. Bradley
Tommy L. Smith

Statement of Votes Cast
 GENERAL MUNICIPAL ELECTION
 CHRISTIAN COUNTY, MISSOURI
 TUESDAY, APRIL 5, 2016
 April 5, 2016 General Election
 April 8th 2016 OFFICIAL RESULTS

Date: 4/8/2016
 Time: 12:46:04 PM

NIXA PUBLIC SCHOOL BOARD DIRECTOR

	Reg. Voters	Total Votes	GLENN R. SCOTT	MIKE COPELAND	DANIEL R. JESSEN	ERIC HOLGERSON	WRITE IN
LINCOLN #2	-	-	-	-	-	-	-
Normal	-	-	-	-	-	-	-
Absentee	-	-	-	-	-	-	-
ABSENTEE	0	0	0	0	0	0	0
Normal	0	361	134	115	59	52	1
Absentee			37.12%	31.86%	16.34%	14.40%	0.28%
Total	17690	4219	1519	1355	601	720	24
Normal	17690	361	134	115	59	52	1
Absentee			37.12%	31.86%	16.34%	14.40%	0.28%
Total	17690	4580	1653	1470	660	772	25
			36.09%	32.10%	14.41%	16.86%	0.55%

Tom Cusick
Carl Esch
John Graham
Jim Cook

Statement of Votes Cast
GENERAL MUNICIPAL ELECTION
CHRISTIAN COUNTY, MISSOURI
TUESDAY, APRIL 5, 2016
April 5, 2016 General Election
April 8th 2016 OFFICIAL RESULTS

Date: 4/8/2016
Time: 12:46:04 PM

QUESTION						
	Reg. Voters	Total Votes	YES		NO	
Jursidiction Wide						
E. BENTON / BRUNER						
Normal	-	-	-	-	-	-
Absentee	-	-	-	-	-	-
W. BENTON / LINDEN						
Normal	-	-	-	-	-	-
Absentee	-	-	-	-	-	-
CHADWICK / S. LINN / GARRISON / SENECA						
Normal	-	-	-	-	-	-
Absentee	-	-	-	-	-	-
RIVERSIDE #1						
Normal	-	-	-	-	-	-
Absentee	-	-	-	-	-	-
CASSIDY #1						
Normal	6	0	0	-	0	
Absentee	6	0	0	-	0	
WEST FINLEY						
Normal	131	11	4	36.36%	7	63.64%
Absentee	131	0	0	-	0	
EAST FINLEY						
Normal	-	-	-	-	-	-
Absentee	-	-	-	-	-	-
NORTH GALLOWAY						
Normal	97	4	0	-	4	100.00%
Absentee	97	0	0	-	0	
SOUTH GALLOWAY						
Normal	-	-	-	-	-	-
Absentee	-	-	-	-	-	-
LEAD HILL / OLDFIELD						
Normal	-	-	-	-	-	-
Absentee	-	-	-	-	-	-
LINCOLN #1						
Normal	2	0	0	-	0	
Absentee	2	0	0	-	0	
NORTH LINN						
Normal	-	-	-	-	-	-
Absentee	-	-	-	-	-	-

Paul Esch
Jim Russell

Robert G. Galloway
Jim Russell

Statement of Votes Cast
GENERAL MUNICIPAL ELECTION
CHRISTIAN COUNTY, MISSOURI
TUESDAY, APRIL 5, 2016
April 5, 2016 General Election
April 8th 2016 OFFICIAL RESULTS

Date: 4/8/2016
Time: 12:46:04 PM





	QUESTION					
	Reg. Voters	Total Votes	YES		NO	
McCRACKEN	-	-	-	-	-	-
Normal	-	-	-	-	-	-
Absentee	-	-	-	-	-	-
POLK	-	-	-	-	-	-
Normal	-	-	-	-	-	-
Absentee	-	-	-	-	-	-
UNION CHAPEL	2632	418	322	77.03%	96	22.97%
Normal	2632	0	0	-	0	-
Absentee	-	-	-	-	-	-
ROSEDALE #1A	2029	279	201	72.04%	78	27.96%
Normal	2029	0	0	-	0	-
Absentee	-	-	-	-	-	-
GARDEN GROVE	1775	282	205	72.70%	77	27.30%
Normal	1775	0	0	-	0	-
Absentee	-	-	-	-	-	-
NORTHVIEW #1	2722	396	308	77.78%	88	22.22%
Normal	2722	0	0	-	0	-
Absentee	-	-	-	-	-	-
SPARTA	-	-	-	-	-	-
Normal	-	-	-	-	-	-
Absentee	-	-	-	-	-	-
UNION CHAPEL #2	2738	400	294	73.50%	106	26.50%
Normal	2738	0	0	-	0	-
Absentee	-	-	-	-	-	-
ROSEDALE #2	1781	255	190	74.51%	65	25.49%
Normal	1781	0	0	-	0	-
Absentee	-	-	-	-	-	-
NORTHVIEW #2	1758	269	198	73.61%	71	26.39%
Normal	1758	0	0	-	0	-
Absentee	-	-	-	-	-	-
ROSEDALE #1B	1861	242	166	68.60%	76	31.40%
Normal	1861	0	0	-	0	-
Absentee	-	-	-	-	-	-
RIVERSIDE #2	-	-	-	-	-	-
Normal	-	-	-	-	-	-
Absentee	-	-	-	-	-	-
CASSIDY #2	158	25	20	80.00%	5	20.00%
Normal	158	0	0	-	0	-
Absentee	-	-	-	-	-	-

Jim Ansell *Paul G. Galt*

Statement of Votes Cast
 GENERAL MUNICIPAL ELECTION
 CHRISTIAN COUNTY, MISSOURI
 TUESDAY, APRIL 5, 2016
 April 5, 2016 General Election
 April 8th 2016 OFFICIAL RESULTS

Date: 4/8/2016
 Time: 12:46:04 PM

QUESTION						
	Reg. Voters	Total Votes	YES		NO	
LINCOLN #2	-	-	-	-	-	-
Normal	-	-	-	-	-	-
Absentee	-	-	-	-	-	-
ABSENTEE	0	0	0	-	0	-
Normal	0	219	143	65.30%	76	34.70%
Absentee						
Total	17690	2581	1908	73.92%	673	26.08%
Normal	17690	219	143	65.30%	76	34.70%
Absentee	17690	2800	2051	73.25%	749	26.75%
Total						

Statement of Votes Cast
GENERAL MUNICIPAL ELECTION
CHRISTIAN COUNTY, MISSOURI
TUESDAY, APRIL 5, 2016
April 5, 2016 General Election
April 8th 2016 OFFICIAL RESULTS

Date: 4/8/2016
Time: 12:46:04 PM

LOGAN-ROGERSVILLE R-VIII SCHOOL DIRECTOR

	Reg. Voters	Total Votes	WANDA COWAN		DWIGHT SAMUEL		MAURICE "DON" CARRIGAN		JULIE A. GIPSON		CHRISTINA A. THOMAS		WRITE IN
Jursidiction Wide													
E. BENTON / BRUNER													
Normal	94	15	6	40.00%	2	13.33%	2	13.33%	2	13.33%	3	20.00%	0
Absentee	94	0	0	-	0	-	0	-	0	-	0	-	0
W. BENTON / LINDEN													
Normal	1047	187	40	21.39%	60	32.09%	17	9.09%	53	28.34%	17	9.09%	0
Absentee	1047	0	0	-	0	-	0	-	0	-	0	-	0
CHADWICK / S. LINN / GARRISON / SENECA													
Normal	-	-	-	-	-	-	-	-	-	-	-	-	-
Absentee	-	-	-	-	-	-	-	-	-	-	-	-	-
RIVERSIDE #1													
Normal	37	0	0	-	0	-	0	-	0	-	0	-	0
Absentee	37	0	0	-	0	-	0	-	0	-	0	-	0
CASSIDY #1													
Normal	-	-	-	-	-	-	-	-	-	-	-	-	-
Absentee	-	-	-	-	-	-	-	-	-	-	-	-	-
WEST FINLEY													
Normal	-	-	-	-	-	-	-	-	-	-	-	-	-
Absentee	-	-	-	-	-	-	-	-	-	-	-	-	-
EAST FINLEY													
Normal	-	-	-	-	-	-	-	-	-	-	-	-	-
Absentee	-	-	-	-	-	-	-	-	-	-	-	-	-
NORTH GALLOWAY													
Normal	-	-	-	-	-	-	-	-	-	-	-	-	-
Absentee	-	-	-	-	-	-	-	-	-	-	-	-	-
SOUTH GALLOWAY													
Normal	-	-	-	-	-	-	-	-	-	-	-	-	-
Absentee	-	-	-	-	-	-	-	-	-	-	-	-	-
LEAD HILL / OLDFIELD													
Normal	-	-	-	-	-	-	-	-	-	-	-	-	-
Absentee	-	-	-	-	-	-	-	-	-	-	-	-	-
LINCOLN #1													
Normal	-	-	-	-	-	-	-	-	-	-	-	-	-
Absentee	-	-	-	-	-	-	-	-	-	-	-	-	-
NORTH LINN													
Normal	-	-	-	-	-	-	-	-	-	-	-	-	-
Absentee	-	-	-	-	-	-	-	-	-	-	-	-	-

Jim Ansel
Carl Cassel
Paul Cowan
Don Carrigan

Statement of Votes Cast
GENERAL MUNICIPAL ELECTION
CHRISTIAN COUNTY, MISSOURI
TUESDAY, APRIL 5, 2016
April 5, 2016 General Election
April 8th 2016 OFFICIAL RESULTS

Date: 4/8/2016
Time: 12:46:04 PM

LOGAN-ROGERSVILLE R-VIII SCHOOL DIRECTOR

	Reg. Voters	Total Votes	WANDA COWAN	DWIGHT SAMUEL	MAURICE "DON" CARRIGAN	JULIE A. GIPSON	CHRISTINA A. THOMAS	WRITE IN
McCRACKEN								
Normal		-	-	-	-	-	-	-
Absentee		-	-	-	-	-	-	-
POLK								
Normal		-	-	-	-	-	-	-
Absentee		-	-	-	-	-	-	-
UNION CHAPEL								
Normal		-	-	-	-	-	-	-
Absentee		-	-	-	-	-	-	-
ROSEDALE #1A								
Normal		-	-	-	-	-	-	-
Absentee		-	-	-	-	-	-	-
GARDEN GROVE								
Normal		-	-	-	-	-	-	-
Absentee		-	-	-	-	-	-	-
NORTHVIEW #1								
Normal		-	-	-	-	-	-	-
Absentee		-	-	-	-	-	-	-
SPARTA								
Normal		-	-	-	-	-	-	-
Absentee		-	-	-	-	-	-	-
UNION CHAPEL #2								
Normal		-	-	-	-	-	-	-
Absentee		-	-	-	-	-	-	-
ROSEDALE #2								
Normal		-	-	-	-	-	-	-
Absentee		-	-	-	-	-	-	-
NORTHVIEW #2								
Normal		-	-	-	-	-	-	-
Absentee		-	-	-	-	-	-	-
ROSEDALE #1B								
Normal		-	-	-	-	-	-	-
Absentee		-	-	-	-	-	-	-
RIVERSIDE #2								
Normal		-	-	-	-	-	-	-
Absentee		-	-	-	-	-	-	-
CASSIDY #2								
Normal		-	-	-	-	-	-	-
Absentee		-	-	-	-	-	-	-

Jim Russell
Carol Esch
Donna Gullett
Jim Gullett

Statement of Votes Cast
GENERAL MUNICIPAL ELECTION
CHRISTIAN COUNTY, MISSOURI
TUESDAY, APRIL 5, 2016
April 5, 2016 General Election
April 8th 2016 OFFICIAL RESULTS

Date: 4/8/2016
Time: 12:46:04 PM

LOGAN-ROGERSVILLE R-VIII SCHOOL DIRECTOR

	Reg. Voters	Total Votes	WANDA COWAN	DWIGHT SAMUEL	MAURICE "DON" CARRIGAN	JULIE A. GIPSON	CHRISTINA A. THOMAS	WRITE IN
LINCOLN #2	-	-	-	-	-	-	-	-
Normal	-	-	-	-	-	-	-	-
Absentee	-	-	-	-	-	-	-	-
ABSENTEE	0	0	0	-	0	-	0	-
Normal	0	13	5	38.46%	1	7.69%	0	-
Absentee	0	13	5	38.46%	1	7.69%	0	-
Total	1178	202	46	22.77%	62	30.69%	19	9.41%
Normal	1178	13	5	38.46%	1	7.69%	0	-
Absentee	1178	13	5	38.46%	1	7.69%	0	-
Total	1178	215	51	23.72%	63	29.30%	19	8.84%

Lynn Russell
Carol E. Smith
Debra L. Smith
John L. Smith

Statement of Votes Cast
GENERAL MUNICIPAL ELECTION
CHRISTIAN COUNTY, MISSOURI
TUESDAY, APRIL 5, 2016
April 5, 2016 General Election
April 8th 2016 OFFICIAL RESULTS

Date: 4/8/2016
Time: 12:46:04 PM

SPOKANE R-VII SCHOOL BOARD DIRECTOR

	Reg. Voters	Total Votes	JOHN F. ARMITAGE		JASON MAPLES		TOBY ESSICK		RON WOOTEN		ERIC AYRES		WRITE IN	
Jursidiction Wide														
E. BENTON / BRUNER														
Normal		-	-	-	-	-	-	-	-	-	-	-	-	-
Absentee		-	-	-	-	-	-	-	-	-	-	-	-	-
W. BENTON / LINDEN														
Normal		-	-	-	-	-	-	-	-	-	-	-	-	-
Absentee		-	-	-	-	-	-	-	-	-	-	-	-	-
CHADWICK / S. LINN / GARRISON / SENECA														
Normal		-	-	-	-	-	-	-	-	-	-	-	-	-
Absentee		-	-	-	-	-	-	-	-	-	-	-	-	-
RIVERSIDE #1														
Normal		-	-	-	-	-	-	-	-	-	-	-	-	-
Absentee		-	-	-	-	-	-	-	-	-	-	-	-	-
CASSIDY #1														
Normal		-	-	-	-	-	-	-	-	-	-	-	-	-
Absentee		-	-	-	-	-	-	-	-	-	-	-	-	-
WEST FINLEY														
Normal		-	-	-	-	-	-	-	-	-	-	-	-	-
Absentee		-	-	-	-	-	-	-	-	-	-	-	-	-
EAST FINLEY														
Normal		-	-	-	-	-	-	-	-	-	-	-	-	-
Absentee		-	-	-	-	-	-	-	-	-	-	-	-	-
NORTH GALLOWAY														
Normal	1711	336	75	22.32%	61	18.15%	103	30.65%	45	13.39%	51	15.18%	1	0.30%
Absentee	1711	0	0	-	0	-	0	-	0	-	0	-	0	-
SOUTH GALLOWAY														
Normal	1356	364	85	23.35%	85	23.35%	111	30.49%	32	8.79%	50	13.74%	1	0.27%
Absentee	1356	0	0	-	0	-	0	-	0	-	0	-	0	-
LEAD HILL / OLDFIELD														
Normal	-	-	-	-	-	-	-	-	-	-	-	-	-	-
Absentee	-	-	-	-	-	-	-	-	-	-	-	-	-	-
LINCOLN #1														
Normal	-	-	-	-	-	-	-	-	-	-	-	-	-	-
Absentee	-	-	-	-	-	-	-	-	-	-	-	-	-	-
NORTH LINN														
Normal	5	2	1	50.00%	0	-	0	-	1	50.00%	0	-	0	-
Absentee	5	0	0	-	0	-	0	-	0	-	0	-	0	-



John Armitage
Carl Essick
Jason Maples
Toby Essick

Statement of Votes Cast
GENERAL MUNICIPAL ELECTION
CHRISTIAN COUNTY, MISSOURI
TUESDAY, APRIL 5, 2016
April 5, 2016 General Election
April 8th 2016 OFFICIAL RESULTS

Date: 4/8/2016
Time: 12:46:04 PM

SPOKANE R-VII SCHOOL BOARD DIRECTOR

	Reg. Voters	Total Votes	JOHN F. ARMITAGE	JASON MAPLES	TOBY ESSICK	RON WOOTEN	ERIC AYRES	WRITE IN
McCRACKEN								
Normal		-	-	-	-	-	-	-
Absentee		-	-	-	-	-	-	-
POLK								
Normal		-	-	-	-	-	-	-
Absentee		-	-	-	-	-	-	-
UNION CHAPEL								
Normal		-	-	-	-	-	-	-
Absentee		-	-	-	-	-	-	-
ROSEDALE #1A								
Normal		-	-	-	-	-	-	-
Absentee		-	-	-	-	-	-	-
GARDEN GROVE								
Normal		-	-	-	-	-	-	-
Absentee		-	-	-	-	-	-	-
NORTHVIEW #1								
Normal		-	-	-	-	-	-	-
Absentee		-	-	-	-	-	-	-
SPARTA								
Normal		-	-	-	-	-	-	-
Absentee		-	-	-	-	-	-	-
UNION CHAPEL #2								
Normal		-	-	-	-	-	-	-
Absentee		-	-	-	-	-	-	-
ROSEDALE #2								
Normal		-	-	-	-	-	-	-
Absentee		-	-	-	-	-	-	-
NORTHVIEW #2								
Normal		-	-	-	-	-	-	-
Absentee		-	-	-	-	-	-	-
ROSEDALE #1B								
Normal		-	-	-	-	-	-	-
Absentee		-	-	-	-	-	-	-
RIVERSIDE #2								
Normal		-	-	-	-	-	-	-
Absentee		-	-	-	-	-	-	-
CASSIDY #2								
Normal		-	-	-	-	-	-	-
Absentee		-	-	-	-	-	-	-

Statement of Votes Cast
GENERAL MUNICIPAL ELECTION
CHRISTIAN COUNTY, MISSOURI
TUESDAY, APRIL 5, 2016
April 5, 2016 General Election
April 8th 2016 OFFICIAL RESULTS

Date: 4/8/2016
Time: 12:46:04 PM

SPOKANE R-VII SCHOOL BOARD DIRECTOR

	Reg. Voters	Total Votes	JOHN F. ARMITAGE		JASON MAPLES		TOBY ESSICK		RON WOOTEN		ERIC AYRES		WRITE IN	
LINCOLN #2	-	-	-	-	-	-	-	-	-	-	-	-	-	-
Normal	-	-	-	-	-	-	-	-	-	-	-	-	-	-
Absentee	-	-	-	-	-	-	-	-	-	-	-	-	-	-
ABSENTEE														
Normal	0	0	0	-	0	-	0	-	0	-	0	-	0	-
Absentee	0	75	14	18.67%	19	25.33%	22	29.33%	12	16.00%	8	10.67%	0	-
Total														
Normal	3072	702	161	22.93%	146	20.80%	214	30.48%	78	11.11%	101	14.39%	2	0.28%
Absentee	3072	75	14	18.67%	19	25.33%	22	29.33%	12	16.00%	8	10.67%	0	-
Total	3072	777	175	22.52%	165	21.24%	236	30.37%	90	11.58%	109	14.03%	2	0.26%

Jim Armitage
Carl Essick
Bob Gordon
Tom Wooten

Statement of Votes Cast
GENERAL MUNICIPAL ELECTION
CHRISTIAN COUNTY, MISSOURI
TUESDAY, APRIL 5, 2016
April 5, 2016 General Election
April 8th 2016 OFFICIAL RESULTS

Date: 4/8/2016
Time: 12:46:04 PM

CLEVER NO. 5 SCHOOL DIRECTOR

	Reg. Voters	Total Votes	DARIN THRASHER		PAUL LOCKHART		REX MAPLES		BRIAN TEAGUE		WRITE IN	
Jursidiction Wide												
E. BENTON / BRUNER												
Normal		-	-	-	-	-	-	-	-	-	-	-
Absentee		-	-	-	-	-	-	-	-	-	-	-
W. BENTON / LINDEN												
Normal		-	-	-	-	-	-	-	-	-	-	-
Absentee		-	-	-	-	-	-	-	-	-	-	-
CHADWICK / S. LINN / GARRISON / SENECA												
Normal		-	-	-	-	-	-	-	-	-	-	-
Absentee		-	-	-	-	-	-	-	-	-	-	-
RIVERSIDE #1												
Normal		-	-	-	-	-	-	-	-	-	-	-
Absentee		-	-	-	-	-	-	-	-	-	-	-
CASSIDY #1												
Normal		-	-	-	-	-	-	-	-	-	-	-
Absentee		-	-	-	-	-	-	-	-	-	-	-
WEST FINLEY												
Normal		-	-	-	-	-	-	-	-	-	-	-
Absentee		-	-	-	-	-	-	-	-	-	-	-
EAST FINLEY												
Normal		-	-	-	-	-	-	-	-	-	-	-
Absentee		-	-	-	-	-	-	-	-	-	-	-
NORTH GALLOWAY												
Normal		-	-	-	-	-	-	-	-	-	-	-
Absentee		-	-	-	-	-	-	-	-	-	-	-
SOUTH GALLOWAY												
Normal		-	-	-	-	-	-	-	-	-	-	-
Absentee		-	-	-	-	-	-	-	-	-	-	-
LEAD HILL / OLDFIELD												
Normal		-	-	-	-	-	-	-	-	-	-	-
Absentee		-	-	-	-	-	-	-	-	-	-	-
LINCOLN #1												
Normal	1936	636	86	13.52%	128	20.13%	219	34.43%	196	30.82%	7	1.10%
Absentee	1936	0	0	-	0	-	0	-	0	-	0	-
NORTH LINN												
Normal		-	-	-	-	-	-	-	-	-	-	-
Absentee		-	-	-	-	-	-	-	-	-	-	-

John Amos
Paul Crow

John C. Graham
[Signature]

Statement of Votes Cast
GENERAL MUNICIPAL ELECTION
CHRISTIAN COUNTY, MISSOURI
TUESDAY, APRIL 5, 2016
April 5, 2016 General Election
April 8th 2016 OFFICIAL RESULTS

Date: 4/8/2016
Time: 12:46:04 PM

CLEVER NO. 5 SCHOOL DIRECTOR

	Reg. Voters	Total Votes	DARIN THRASHER		PAUL LOCKHART		REX MAPLES		BRIAN TEAGUE		WRITE IN	
McCRACKEN												
Normal	-	-	-	-	-	-	-	-	-	-	-	-
Absentee	-	-	-	-	-	-	-	-	-	-	-	-
POLK												
Normal	223	69	9	13.04%	19	27.54%	20	28.99%	21	30.43%	0	0
Absentee	223	0	0	-	0	-	0	-	0	-	0	0
UNION CHAPEL												
Normal	-	-	-	-	-	-	-	-	-	-	-	-
Absentee	-	-	-	-	-	-	-	-	-	-	-	-
ROSEDALE #1A												
Normal	-	-	-	-	-	-	-	-	-	-	-	-
Absentee	-	-	-	-	-	-	-	-	-	-	-	-
GARDEN GROVE												
Normal	-	-	-	-	-	-	-	-	-	-	-	-
Absentee	-	-	-	-	-	-	-	-	-	-	-	-
NORTHVIEW #1												
Normal	-	-	-	-	-	-	-	-	-	-	-	-
Absentee	-	-	-	-	-	-	-	-	-	-	-	-
SPARTA												
Normal	-	-	-	-	-	-	-	-	-	-	-	-
Absentee	-	-	-	-	-	-	-	-	-	-	-	-
UNION CHAPEL #2												
Normal	26	0	0	-	0	-	0	-	0	-	0	0
Absentee	26	0	0	-	0	-	0	-	0	-	0	0
ROSEDALE #2												
Normal	7	0	0	-	0	-	0	-	0	-	0	0
Absentee	7	0	0	-	0	-	0	-	0	-	0	0
NORTHVIEW #2												
Normal	-	-	-	-	-	-	-	-	-	-	-	-
Absentee	-	-	-	-	-	-	-	-	-	-	-	-
ROSEDALE #1B												
Normal	-	-	-	-	-	-	-	-	-	-	-	-
Absentee	-	-	-	-	-	-	-	-	-	-	-	-
RIVERSIDE #2												
Normal	-	-	-	-	-	-	-	-	-	-	-	-
Absentee	-	-	-	-	-	-	-	-	-	-	-	-
CASSIDY #2												
Normal	-	-	-	-	-	-	-	-	-	-	-	-
Absentee	-	-	-	-	-	-	-	-	-	-	-	-





For Mayor *For School Director*
Carl Ernst *Tom Hall*

Statement of Votes Cast
GENERAL MUNICIPAL ELECTION
CHRISTIAN COUNTY, MISSOURI
TUESDAY, APRIL 5, 2016
April 5, 2016 General Election
April 8th 2016 OFFICIAL RESULTS

Date: 4/8/2016
Time: 12:46:04 PM

CLEVER NO. 5 SCHOOL DIRECTOR

	Reg. Voters	Total Votes	DARIN THRASHER		PAUL LOCKHART		REX MAPLES		BRIAN TEAGUE		WRITE IN	
LINCOLN #2												
Normal	1067	294	52	17.69%	63	21.43%	84	28.57%	91	30.95%	4	1.36%
Absentee	1067	0	0	-	0	-	0	-	0	-	0	-
ABSENTEE												
Normal	0	0	0	-	0	-	0	-	0	-	0	-
Absentee	0	39	9	23.08%	5	12.82%	16	41.03%	9	23.08%	0	-
Total												
Normal	3259	999	147	14.71%	210	21.02%	323	32.33%	308	30.83%	11	1.10%
Absentee	3259	39	9	23.08%	5	12.82%	16	41.03%	9	23.08%	0	-
Total	3259	1038	156	15.03%	215	20.71%	339	32.66%	317	30.54%	11	1.06%










Statement of Votes Cast
GENERAL MUNICIPAL ELECTION
CHRISTIAN COUNTY, MISSOURI
TUESDAY, APRIL 5, 2016
April 5, 2016 General Election
April 8th 2016 OFFICIAL RESULTS

Date: 4/8/2016
Time: 12:46:04 PM

REPUBLIC R-III SCHOOL BOARD DIRECTOR

	Reg. Voters	Total Votes	RUSTY SWIFT	ELI R. GARNER	JOE F. PELTZ II	WRITE IN
Jursidiction Wide						
E. BENTON / BRUNER						
Normal	-	-	-	-	-	-
Absentee	-	-	-	-	-	-
W. BENTON / LINDEN						
Normal	-	-	-	-	-	-
Absentee	-	-	-	-	-	-
CHADWICK / S. LINN / GARRISON / SENECA						
Normal	-	-	-	-	-	-
Absentee	-	-	-	-	-	-
RIVERSIDE #1						
Normal	-	-	-	-	-	-
Absentee	-	-	-	-	-	-
CASSIDY #1						
Normal	-	-	-	-	-	-
Absentee	-	-	-	-	-	-
WEST FINLEY						
Normal	-	-	-	-	-	-
Absentee	-	-	-	-	-	-
EAST FINLEY						
Normal	-	-	-	-	-	-
Absentee	-	-	-	-	-	-
NORTH GALLOWAY						
Normal	-	-	-	-	-	-
Absentee	-	-	-	-	-	-
SOUTH GALLOWAY						
Normal	-	-	-	-	-	-
Absentee	-	-	-	-	-	-
LEAD HILL / OLDFIELD						
Normal	-	-	-	-	-	-
Absentee	-	-	-	-	-	-
LINCOLN #1						
Normal	-	-	-	-	-	-
Absentee	-	-	-	-	-	-
NORTH LINN						
Normal	-	-	-	-	-	-
Absentee	-	-	-	-	-	-

Statement of Votes Cast
GENERAL MUNICIPAL ELECTION
CHRISTIAN COUNTY, MISSOURI
TUESDAY, APRIL 5, 2016
April 5, 2016 General Election
April 8th 2016 OFFICIAL RESULTS

Date: 4/8/2016
Time: 12:46:04 PM

REPUBLIC R-III SCHOOL BOARD DIRECTOR

	Reg. Voters	Total Votes	RUSTY SWIFT		ELI R. GARNER		JOE F. PELTZ II		WRITE IN
McCRACKEN									
Normal	-	-	-	-	-	-	-	-	-
Absentee	-	-	-	-	-	-	-	-	-
POLK									
Normal	85	8	2	25.00%	3	37.50%	3	37.50%	0
Absentee	85	0	0	-	0	-	0	-	0
UNION CHAPEL									
Normal	-	-	-	-	-	-	-	-	-
Absentee	-	-	-	-	-	-	-	-	-
ROSEDALE #1A									
Normal	-	-	-	-	-	-	-	-	-
Absentee	-	-	-	-	-	-	-	-	-
GARDEN GROVE									
Normal	-	-	-	-	-	-	-	-	-
Absentee	-	-	-	-	-	-	-	-	-
NORTHVIEW #1									
Normal	-	-	-	-	-	-	-	-	-
Absentee	-	-	-	-	-	-	-	-	-
SPARTA									
Normal	-	-	-	-	-	-	-	-	-
Absentee	-	-	-	-	-	-	-	-	-
UNION CHAPEL #2									
Normal	150	24	5	20.83%	8	33.33%	11	45.83%	0
Absentee	150	0	0	-	0	-	0	-	0
ROSEDALE #2									
Normal	-	-	-	-	-	-	-	-	-
Absentee	-	-	-	-	-	-	-	-	-
NORTHVIEW #2									
Normal	-	-	-	-	-	-	-	-	-
Absentee	-	-	-	-	-	-	-	-	-
ROSEDALE #1B									
Normal	-	-	-	-	-	-	-	-	-
Absentee	-	-	-	-	-	-	-	-	-
RIVERSIDE #2									
Normal	-	-	-	-	-	-	-	-	-
Absentee	-	-	-	-	-	-	-	-	-
CASSIDY #2									
Normal	-	-	-	-	-	-	-	-	-
Absentee	-	-	-	-	-	-	-	-	-

Don Aumley
Earl Essick

John Gordon
Tom Peltz

Statement of Votes Cast
GENERAL MUNICIPAL ELECTION
CHRISTIAN COUNTY, MISSOURI
TUESDAY, APRIL 5, 2016
April 5, 2016 General Election
April 8th 2016 OFFICIAL RESULTS

Date: 4/8/2016
Time: 12:46:04 PM

REPUBLIC R-III SCHOOL BOARD DIRECTOR

	Reg. Voters	Total Votes	RUSTY SWIFT		ELI R. GARNER		JOE F. PELTZ II		WRITE IN
LINCOLN #2									
Normal	120	16	6	37.50%	5	31.25%	5	31.25%	0
Absentee	120	0	0	-	0	-	0	-	0
ABSENTEE									
Normal	0	0	0	-	0	-	0	-	0
Absentee	0	1	1	100.00%	0	-	0	-	0
Total									
Normal	355	48	13	27.08%	16	33.33%	19	39.58%	0
Absentee	355	1	1	100.00%	0	-	0	-	0
Total	355	49	14	28.57%	16	32.65%	19	38.78%	0

Don Arnold
Clark Erick

Don Arnold
Clark Erick

Statement of Votes Cast
GENERAL MUNICIPAL ELECTION
CHRISTIAN COUNTY, MISSOURI
TUESDAY, APRIL 5, 2016
April 5, 2016 General Election
April 8th 2016 OFFICIAL RESULTS

Date: 4/8/2016
Time: 12:46:04 PM

MARIONVILLE R-9 SCHOOL BOARD DIRECTOR

	Reg. Voters	Total Votes	BRANDON WHITE	JAMES D. HILL JR.	SHAWN HIGH	CAROL BROWN	WRITE IN
Jursdiction Wide							
E. BENTON / BRUNER							
Normal	-	-	-	-	-	-	-
Absentee	-	-	-	-	-	-	-
W. BENTON / LINDEN							
Normal	-	-	-	-	-	-	-
Absentee	-	-	-	-	-	-	-
CHADWICK / S. LINN / GARRISON / SENECA							
Normal	-	-	-	-	-	-	-
Absentee	-	-	-	-	-	-	-
RIVERSIDE #1							
Normal	-	-	-	-	-	-	-
Absentee	-	-	-	-	-	-	-
CASSIDY #1							
Normal	-	-	-	-	-	-	-
Absentee	-	-	-	-	-	-	-
WEST FINLEY							
Normal	-	-	-	-	-	-	-
Absentee	-	-	-	-	-	-	-
EAST FINLEY							
Normal	-	-	-	-	-	-	-
Absentee	-	-	-	-	-	-	-
NORTH GALLOWAY							
Normal	-	-	-	-	-	-	-
Absentee	-	-	-	-	-	-	-
SOUTH GALLOWAY							
Normal	-	-	-	-	-	-	-
Absentee	-	-	-	-	-	-	-
LEAD HILL / OLDFIELD							
Normal	-	-	-	-	-	-	-
Absentee	-	-	-	-	-	-	-
LINCOLN #1							
Normal	-	-	-	-	-	-	-
Absentee	-	-	-	-	-	-	-
NORTH LINN							
Normal	-	-	-	-	-	-	-
Absentee	-	-	-	-	-	-	-

Carol Brown
Jim Brown
Robert Gruber
Jim Hall

Statement of Votes Cast
GENERAL MUNICIPAL ELECTION
CHRISTIAN COUNTY, MISSOURI
TUESDAY, APRIL 5, 2016
April 5, 2016 General Election
April 8th 2016 OFFICIAL RESULTS

Date: 4/8/2016
Time: 12:46:04 PM

MARIONVILLE R-9 SCHOOL BOARD DIRECTOR

	Reg. Voters	Total Votes	BRANDON WHITE		JAMES D. HILL JR.		SHAWN HIGH		CAROL BROWN		WRITE IN	
McCRACKEN												
Normal	-	-	-	-	-	-	-	-	-	-	-	-
Absentee	-	-	-	-	-	-	-	-	-	-	-	-
POLK												
Normal	162	14	4	28.57%	4	28.57%	0	-	6	42.86%	0	0
Absentee	162	0	0	-	0	-	0	-	0	-	0	0
UNION CHAPEL												
Normal	-	-	-	-	-	-	-	-	-	-	-	-
Absentee	-	-	-	-	-	-	-	-	-	-	-	-
ROSEDALE #1A												
Normal	-	-	-	-	-	-	-	-	-	-	-	-
Absentee	-	-	-	-	-	-	-	-	-	-	-	-
GARDEN GROVE												
Normal	-	-	-	-	-	-	-	-	-	-	-	-
Absentee	-	-	-	-	-	-	-	-	-	-	-	-
NORTHVIEW #1												
Normal	-	-	-	-	-	-	-	-	-	-	-	-
Absentee	-	-	-	-	-	-	-	-	-	-	-	-
SPARTA												
Normal	-	-	-	-	-	-	-	-	-	-	-	-
Absentee	-	-	-	-	-	-	-	-	-	-	-	-
UNION CHAPEL #2												
Normal	-	-	-	-	-	-	-	-	-	-	-	-
Absentee	-	-	-	-	-	-	-	-	-	-	-	-
ROSEDALE #2												
Normal	-	-	-	-	-	-	-	-	-	-	-	-
Absentee	-	-	-	-	-	-	-	-	-	-	-	-
NORTHVIEW #2												
Normal	-	-	-	-	-	-	-	-	-	-	-	-
Absentee	-	-	-	-	-	-	-	-	-	-	-	-
ROSEDALE #1B												
Normal	-	-	-	-	-	-	-	-	-	-	-	-
Absentee	-	-	-	-	-	-	-	-	-	-	-	-
RIVERSIDE #2												
Normal	-	-	-	-	-	-	-	-	-	-	-	-
Absentee	-	-	-	-	-	-	-	-	-	-	-	-
CASSIDY #2												
Normal	-	-	-	-	-	-	-	-	-	-	-	-
Absentee	-	-	-	-	-	-	-	-	-	-	-	-

Each Esch
Don Amell
Bob Graham
John

Statement of Votes Cast
GENERAL MUNICIPAL ELECTION
CHRISTIAN COUNTY, MISSOURI
TUESDAY, APRIL 5, 2016
April 5, 2016 General Election
April 8th 2016 OFFICIAL RESULTS

Date: 4/8/2016
Time: 12:46:04 PM

MARIONVILLE R-9 SCHOOL BOARD DIRECTOR

	Reg. Voters	Total Votes	BRANDON WHITE	JAMES D. HILL JR.	SHAWN HIGH	CAROL BROWN	WRITE IN
LINCOLN #2							
Normal	-	-	-	-	-	-	-
Absentee	-	-	-	-	-	-	-
ABSENTEE							
Normal	0	0	0	-	0	-	0
Absentee	0	0	0	-	0	-	0
Total							
Normal	162	14	4 28.57%	4 28.57%	0	-	6 42.86%
Absentee	162	0	0	0	0	-	0
Total	162	14	4 28.57%	4 28.57%	0	-	6 42.86%

Jim Amel
Carol Esch

Robert G. Galt
Jim Galt

Statement of Votes Cast
GENERAL MUNICIPAL ELECTION
CHRISTIAN COUNTY, MISSOURI
TUESDAY, APRIL 5, 2016
April 5, 2016 General Election
April 8th 2016 OFFICIAL RESULTS

Date: 4/8/2016
Time: 12:46:04 PM

	LOGAN-ROGERSVILLE FIRE PROTECTION BOARD MEMBER								CHRISTIAN CO AMBULANCE QUESTION					
	Reg. Voters	Total Votes	DOUG CLIMER		ANDY STEWART		WRITE IN		Reg. Voters	Total Votes	YES		NO	
Jursidiction Wide														
E. BENTON / BRUNER														
Normal	94	10	8	80.00%	2	20.00%	0		822	46	31	67.39%	15	32.61%
Absentee	94	0	0	-	0	-	0		822	0	0	-	0	-
W. BENTON / LINDEN														
Normal	898	92	69	75.00%	23	25.00%	0		1587	114	82	71.93%	32	28.07%
Absentee	898	0	0	-	0	-	0		1587	0	0	-	0	-
CHADWICK / S. LINN / GARRISON / SENECA														
Normal	-	-	-	-	-	-	-		595	71	48	67.61%	23	32.39%
Absentee	-	-	-	-	-	-	-		595	0	0	-	0	-
RIVERSIDE #1														
Normal	-	-	-	-	-	-	-		2058	62	48	77.42%	14	22.58%
Absentee	-	-	-	-	-	-	-		2058	0	0	-	0	-
CASSIDY #1														
Normal	-	-	-	-	-	-	-		2064	52	46	88.46%	6	11.54%
Absentee	-	-	-	-	-	-	-		2064	0	0	-	0	-
WEST FINLEY														
Normal	-	-	-	-	-	-	-		2689	105	74	70.48%	31	29.52%
Absentee	-	-	-	-	-	-	-		2689	0	0	-	0	-
EAST FINLEY														
Normal	-	-	-	-	-	-	-		3760	159	125	78.62%	34	21.38%
Absentee	-	-	-	-	-	-	-		3760	0	0	-	0	-
NORTH GALLOWAY														
Normal	-	-	-	-	-	-	-		2708	194	139	71.65%	55	28.35%
Absentee	-	-	-	-	-	-	-		2708	0	0	-	0	-
SOUTH GALLOWAY														
Normal	-	-	-	-	-	-	-		1356	201	129	64.18%	72	35.82%
Absentee	-	-	-	-	-	-	-		1356	0	0	-	0	-
LEAD HILL / OLDFIELD														
Normal	-	-	-	-	-	-	-		444	22	15	68.18%	7	31.82%
Absentee	-	-	-	-	-	-	-		444	0	0	-	0	-
LINCOLN #1														
Normal	-	-	-	-	-	-	-		-	-	-	-	-	-
Absentee	-	-	-	-	-	-	-		-	-	-	-	-	-
NORTH LINN														
Normal	-	-	-	-	-	-	-		694	68	56	82.35%	12	17.65%
Absentee	-	-	-	-	-	-	-		694	0	0	-	0	-






Statement of Votes Cast
GENERAL MUNICIPAL ELECTION
CHRISTIAN COUNTY, MISSOURI
TUESDAY, APRIL 5, 2016
April 5, 2016 General Election
April 8th 2016 OFFICIAL RESULTS

Date: 4/8/2016
Time: 12:46:04 PM

	LOGAN-ROGERSVILLE FIRE PROTECTION BOARD MEMBER							CHRISTIAN CO AMBULANCE QUESTION					
	Reg. Voters	Total Votes	DOUG CLIMER	ANDY STEWART	WRITE IN			Reg. Voters	Total Votes	YES		NO	
McCRACKEN													
Normal	-	-	-	-	-	-	-	1254	63	40	63.49%	23	36.51%
Absentee	-	-	-	-	-	-	-	1254	0	0	-	0	-
POLK													
Normal	-	-	-	-	-	-	-	-	-	-	-	-	-
Absentee	-	-	-	-	-	-	-	-	-	-	-	-	-
UNION CHAPEL													
Normal	-	-	-	-	-	-	-	2632	407	339	83.29%	68	16.71%
Absentee	-	-	-	-	-	-	-	2632	0	0	-	0	-
ROSEDALE #1A													
Normal	-	-	-	-	-	-	-	2029	273	215	78.75%	58	21.25%
Absentee	-	-	-	-	-	-	-	2029	0	0	-	0	-
GARDEN GROVE													
Normal	-	-	-	-	-	-	-	1775	276	209	75.72%	67	24.28%
Absentee	-	-	-	-	-	-	-	1775	0	0	-	0	-
NORTHVIEW #1													
Normal	-	-	-	-	-	-	-	2722	385	310	80.52%	75	19.48%
Absentee	-	-	-	-	-	-	-	2722	0	0	-	0	-
SPARTA													
Normal	-	-	-	-	-	-	-	1552	144	109	75.69%	35	24.31%
Absentee	-	-	-	-	-	-	-	1552	0	0	-	0	-
UNION CHAPEL #2													
Normal	-	-	-	-	-	-	-	2914	399	311	77.94%	88	22.06%
Absentee	-	-	-	-	-	-	-	2914	0	0	-	0	-
ROSEDALE #2													
Normal	-	-	-	-	-	-	-	1788	243	197	81.07%	46	18.93%
Absentee	-	-	-	-	-	-	-	1788	0	0	-	0	-
NORTHVIEW #2													
Normal	-	-	-	-	-	-	-	1758	258	210	81.40%	48	18.60%
Absentee	-	-	-	-	-	-	-	1758	0	0	-	0	-
ROSEDALE #1B													
Normal	-	-	-	-	-	-	-	1861	232	168	72.41%	64	27.59%
Absentee	-	-	-	-	-	-	-	1861	0	0	-	0	-
RIVERSIDE #2													
Normal	-	-	-	-	-	-	-	2320	57	45	78.95%	12	21.05%
Absentee	-	-	-	-	-	-	-	2320	0	0	-	0	-
CASSIDY #2													
Normal	-	-	-	-	-	-	-	2630	112	85	75.89%	27	24.11%
Absentee	-	-	-	-	-	-	-	2630	0	0	-	0	-

Tom Russell *Carol Esch* *Debbie Gordon* *Tom* *Mark*

Statement of Votes Cast
GENERAL MUNICIPAL ELECTION
CHRISTIAN COUNTY, MISSOURI
TUESDAY, APRIL 5, 2016
April 5, 2016 General Election
April 8th 2016 OFFICIAL RESULTS

Date: 4/8/2016
Time: 12:46:04 PM

	LOGAN-ROGERSVILLE FIRE PROTECTION BOARD MEMBER								CHRISTIAN CO AMBULANCE QUESTION					
	Reg. Voters	Total Votes	DOUG CLIMER	ANDY STEWART	WRITE IN				Reg. Voters	Total Votes	YES	NO		
LINCOLN #2	-	-	-	-	-	-	-	-	-	-	-	-	-	-
Normal	-	-	-	-	-	-	-	-	-	-	-	-	-	-
Absentee	-	-	-	-	-	-	-	-	-	-	-	-	-	-
ABSENTEE														
Normal	0	0	0	-	0	-	0	-	0	0	0	-	0	-
Absentee	0	6	2	33.33%	4	66.67%	0	-	0	529	398	75.24%	131	24.76%
Total														
Normal	992	102	77	75.49%	25	24.51%	0	-	44012	3943	3031	76.87%	912	23.13%
Absentee	992	6	2	33.33%	4	66.67%	0	-	44012	529	398	75.24%	131	24.76%
Total	992	108	79	73.15%	29	26.85%	0	-	44012	4472	3429	76.68%	1043	23.32%

Tina Arnold
Carl Essick

James Graham
Jim [unclear]

Statement of Votes Cast
GENERAL MUNICIPAL ELECTION
CHRISTIAN COUNTY, MISSOURI
TUESDAY, APRIL 5, 2016
April 5, 2016 General Election
April 8th 2016 OFFICIAL RESULTS

Date: 4/8/2016
Time: 12:46:04 PM

	CHRISTIAN CO AMBULANCE 7 QUESTION						GARRISON ROAD COMMISSIONER			OZARK ALDERMAN, WARD 1					
	Reg. Voters	Total Votes	YES		NO		Reg. Voters	Total Votes	WRITE IN	Reg. Voters	Total Votes	NATHAN D. POSTEN		WRITE IN	
Jursdiction Wide															
E. BENTON / BRUNER															
Normal	-	-	-	-	-	-	-	-	-	-	-	-	-	-	-
Absentee	-	-	-	-	-	-	-	-	-	-	-	-	-	-	-
W. BENTON / LINDEN															
Normal	-	-	-	-	-	-	-	-	-	-	-	-	-	-	-
Absentee	-	-	-	-	-	-	-	-	-	-	-	-	-	-	-
CHADWICK / S. LINN / GARRISON / SENECA															
Normal	-	-	-	-	-	-	149	11	11 100.00%	-	-	-	-	-	-
Absentee	-	-	-	-	-	-	149	0	0	-	-	-	-	-	-
RIVERSIDE #1															
Normal	-	-	-	-	-	-	-	-	-	-	-	-	-	-	-
Absentee	-	-	-	-	-	-	-	-	-	-	-	-	-	-	-
CASSIDY #1															
Normal	-	-	-	-	-	-	-	-	-	-	-	-	-	-	-
Absentee	-	-	-	-	-	-	-	-	-	-	-	-	-	-	-
WEST FINLEY															
Normal	-	-	-	-	-	-	-	-	-	1125	44	41 93.18%	3	6.82%	-
Absentee	-	-	-	-	-	-	-	-	-	1125	0	0	0	0	-
EAST FINLEY															
Normal	-	-	-	-	-	-	-	-	-	2178	77	73 94.81%	4	5.19%	-
Absentee	-	-	-	-	-	-	-	-	-	2178	0	0	0	0	-
NORTH GALLOWAY															
Normal	-	-	-	-	-	-	-	-	-	-	-	-	-	-	-
Absentee	-	-	-	-	-	-	-	-	-	-	-	-	-	-	-
SOUTH GALLOWAY															
Normal	-	-	-	-	-	-	-	-	-	-	-	-	-	-	-
Absentee	-	-	-	-	-	-	-	-	-	-	-	-	-	-	-
LEAD HILL / OLDFIELD															
Normal	-	-	-	-	-	-	-	-	-	-	-	-	-	-	-
Absentee	-	-	-	-	-	-	-	-	-	-	-	-	-	-	-
LINCOLN #1															
Normal	1938	381	171	44.88%	210	55.12%	-	-	-	-	-	-	-	-	-
Absentee	1938	0	0	-	0	-	-	-	-	-	-	-	-	-	-
NORTH LINN															
Normal	-	-	-	-	-	-	-	-	-	-	-	-	-	-	-
Absentee	-	-	-	-	-	-	-	-	-	-	-	-	-	-	-

Jim Runyan *Carol E. Evers* *Robert Graham* *Jim [Signature]*

Statement of Votes Cast
GENERAL MUNICIPAL ELECTION
CHRISTIAN COUNTY, MISSOURI
TUESDAY, APRIL 5, 2016
April 5, 2016 General Election
April 8th 2016 OFFICIAL RESULTS

Date: 4/8/2016
Time: 12:46:04 PM

	CHRISTIAN CO AMBULANCE 7 QUESTION						GARRISON ROAD COMMISSIONER			OZARK ALDERMAN, WARD 1			
	Reg. Voters	Total Votes	YES		NO		Reg. Voters	Total Votes	WRITE IN	Reg. Voters	Total Votes	NATHAN D. POSTEN	WRITE IN
McCRACKEN													
Normal	-	-	-	-	-	-	-	-	-	81	3	3 100.00%	0
Absentee	-	-	-	-	-	-	-	-	-	81	0	0	0
POLK													
Normal	207	32	22	68.75%	10	31.25%	-	-	-	-	-	-	-
Absentee	207	0	0	-	0	-	-	-	-	-	-	-	-
UNION CHAPEL													
Normal	-	-	-	-	-	-	-	-	-	-	-	-	-
Absentee	-	-	-	-	-	-	-	-	-	-	-	-	-
ROSEDALE #1A													
Normal	-	-	-	-	-	-	-	-	-	-	-	-	-
Absentee	-	-	-	-	-	-	-	-	-	-	-	-	-
GARDEN GROVE													
Normal	-	-	-	-	-	-	-	-	-	-	-	-	-
Absentee	-	-	-	-	-	-	-	-	-	-	-	-	-
NORTHVIEW #1													
Normal	-	-	-	-	-	-	-	-	-	-	-	-	-
Absentee	-	-	-	-	-	-	-	-	-	-	-	-	-
SPARTA													
Normal	-	-	-	-	-	-	-	-	-	-	-	-	-
Absentee	-	-	-	-	-	-	-	-	-	-	-	-	-
UNION CHAPEL #2													
Normal	-	-	-	-	-	-	-	-	-	-	-	-	-
Absentee	-	-	-	-	-	-	-	-	-	-	-	-	-
ROSEDALE #2													
Normal	-	-	-	-	-	-	-	-	-	-	-	-	-
Absentee	-	-	-	-	-	-	-	-	-	-	-	-	-
NORTHVIEW #2													
Normal	-	-	-	-	-	-	-	-	-	-	-	-	-
Absentee	-	-	-	-	-	-	-	-	-	-	-	-	-
ROSEDALE #1B													
Normal	-	-	-	-	-	-	-	-	-	-	-	-	-
Absentee	-	-	-	-	-	-	-	-	-	-	-	-	-
RIVERSIDE #2													
Normal	-	-	-	-	-	-	-	-	-	-	-	-	-
Absentee	-	-	-	-	-	-	-	-	-	-	-	-	-
CASSIDY #2													
Normal	-	-	-	-	-	-	-	-	-	-	-	-	-
Absentee	-	-	-	-	-	-	-	-	-	-	-	-	-

Jim Russell *Carl Erwin* *John Graham* *Paul*

Statement of Votes Cast
GENERAL MUNICIPAL ELECTION
CHRISTIAN COUNTY, MISSOURI
TUESDAY, APRIL 5, 2016
April 5, 2016 General Election
April 8th 2016 OFFICIAL RESULTS

Date: 4/8/2016
Time: 12:46:04 PM

	CHRISTIAN CO AMBULANCE 7 QUESTION						GARRISON ROAD COMMISSIONER				OZARK ALDERMAN, WARD 1					
	Reg. Voters	Total Votes	YES		NO		Reg. Voters	Total Votes	WRITE IN		Reg. Voters	Total Votes	NATHAN D. POSTEN		WRITE IN	
LINCOLN #2																
Normal	1075	194	108	55.67%	86	44.33%	-	-	-	-	-	-	-	-	-	-
Absentee	1075	0	0	-	0	-	-	-	-	-	-	-	-	-	-	-
ABSENTEE																
Normal	0	0	0	-	0	-	0	0	0	-	0	0	0	-	0	-
Absentee	0	27	16	59.26%	11	40.74%	0	0	0	-	0	27	27	100.00%	0	-
Total																
Normal	3220	607	301	49.59%	306	50.41%	149	11	11	100.00%	3384	124	117	94.35%	7	5.65%
Absentee	3220	27	16	59.26%	11	40.74%	149	0	0	-	3384	27	27	100.00%	0	-
Total	3220	634	317	50.00%	317	50.00%	149	11	11	100.00%	3384	151	144	95.36%	7	4.64%






Statement of Votes Cast
GENERAL MUNICIPAL ELECTION
CHRISTIAN COUNTY, MISSOURI
TUESDAY, APRIL 5, 2016
April 5, 2016 General Election
April 8th 2016 OFFICIAL RESULTS

Date: 4/8/2016
Time: 12:46:04 PM

	OZARK ALDERMAN, WARD 2					OZARK ALDERMAN, WARD 3				
	Reg. Voters	Total Votes	BRUCE GALLOWAY		WRITE IN	Reg. Voters	Total Votes	EDDIE CAMPBELL	EMMETT CLEVINGER	WRITE IN
Jursidiction Wide										
E. BENTON / BRUNER										
Normal	-	-	-	-	-	-	-	-	-	-
Absentee	-	-	-	-	-	-	-	-	-	-
W. BENTON / LINDEN										
Normal	-	-	-	-	-	-	-	-	-	-
Absentee	-	-	-	-	-	-	-	-	-	-
CHADWICK / S. LINN / GARRISON / SENECA										
Normal	-	-	-	-	-	-	-	-	-	-
Absentee	-	-	-	-	-	-	-	-	-	-
RIVERSIDE #1										
Normal	-	-	-	-	-	1589	44	29 65.91%	15 34.09%	0
Absentee	-	-	-	-	-	1589	0	0	0	0
CASSIDY #1										
Normal	1387	32	32 100.00%		0	306	5	4 80.00%	1 20.00%	0
Absentee	1387	0	0	-	0	306	0	0	0	0
WEST FINLEY										
Normal	251	7	5 71.43%	2	28.57%	-	-	-	-	-
Absentee	251	0	0	-	0	-	-	-	-	-
EAST FINLEY										
Normal	419	28	26 92.86%	2	7.14%	-	-	-	-	-
Absentee	419	0	0	-	0	-	-	-	-	-
NORTH GALLOWAY										
Normal	-	-	-	-	-	-	-	-	-	-
Absentee	-	-	-	-	-	-	-	-	-	-
SOUTH GALLOWAY										
Normal	-	-	-	-	-	-	-	-	-	-
Absentee	-	-	-	-	-	-	-	-	-	-
LEAD HILL / OLDFIELD										
Normal	-	-	-	-	-	-	-	-	-	-
Absentee	-	-	-	-	-	-	-	-	-	-
LINCOLN #1										
Normal	-	-	-	-	-	-	-	-	-	-
Absentee	-	-	-	-	-	-	-	-	-	-
NORTH LINN										
Normal	-	-	-	-	-	-	-	-	-	-
Absentee	-	-	-	-	-	-	-	-	-	-

Don Russell *Paula Graham* *Paula Graham*

Statement of Votes Cast
GENERAL MUNICIPAL ELECTION
CHRISTIAN COUNTY, MISSOURI
TUESDAY, APRIL 5, 2016
April 5, 2016 General Election
April 8th 2016 OFFICIAL RESULTS

Date: 4/8/2016
Time: 12:46:04 PM

	OZARK ALDERMAN, WARD 2						OZARK ALDERMAN, WARD 3					
	Reg. Voters	Total Votes	BRUCE GALLOWAY		WRITE IN		Reg. Voters	Total Votes	EDDIE CAMPBELL		EMMETT CLEVINGER	WRITE IN
McCRACKEN												
Normal		59	2	2	100.00%	0	-	-	-	-	-	-
Absentee		59	0	0	-	0	-	-	-	-	-	-
POLK												
Normal		-	-	-	-	-	-	-	-	-	-	-
Absentee		-	-	-	-	-	-	-	-	-	-	-
UNION CHAPEL												
Normal		-	-	-	-	-	-	-	-	-	-	-
Absentee		-	-	-	-	-	-	-	-	-	-	-
ROSEDALE #1A												
Normal		-	-	-	-	-	-	-	-	-	-	-
Absentee		-	-	-	-	-	-	-	-	-	-	-
GARDEN GROVE												
Normal		-	-	-	-	-	-	-	-	-	-	-
Absentee		-	-	-	-	-	-	-	-	-	-	-
NORTHVIEW #1												
Normal		-	-	-	-	-	-	-	-	-	-	-
Absentee		-	-	-	-	-	-	-	-	-	-	-
SPARTA												
Normal		-	-	-	-	-	-	-	-	-	-	-
Absentee		-	-	-	-	-	-	-	-	-	-	-
UNION CHAPEL #2												
Normal		-	-	-	-	-	-	-	-	-	-	-
Absentee		-	-	-	-	-	-	-	-	-	-	-
ROSEDALE #2												
Normal		-	-	-	-	-	-	-	-	-	-	-
Absentee		-	-	-	-	-	-	-	-	-	-	-
NORTHVIEW #2												
Normal		-	-	-	-	-	-	-	-	-	-	-
Absentee		-	-	-	-	-	-	-	-	-	-	-
ROSEDALE #1B												
Normal		-	-	-	-	-	-	-	-	-	-	-
Absentee		-	-	-	-	-	-	-	-	-	-	-
RIVERSIDE #2												
Normal		1110	29	27	93.10%	2 6.90%	586	13	9 69.23%	4 30.77%	0	
Absentee		1110	0	0	-	0	586	0	0	0	0	
CASSIDY #2												
Normal		-	-	-	-	-	1054	20	13 65.00%	6 30.00%	1 5.00%	
Absentee		-	-	-	-	-	1054	0	0	0	0	

For Daniel Cook Esq. [Signature] [Signature]

Statement of Votes Cast
GENERAL MUNICIPAL ELECTION
CHRISTIAN COUNTY, MISSOURI
TUESDAY, APRIL 5, 2016
April 5, 2016 General Election
April 8th 2016 OFFICIAL RESULTS

Date: 4/8/2016
Time: 12:46:04 PM

	OZARK ALDERMAN, WARD 2						OZARK ALDERMAN, WARD 3							
	Reg. Voters	Total Votes	BRUCE GALLOWAY		WRITE IN		Reg. Voters	Total Votes	EDDIE CAMPBELL		EMMETT CLEVINGER		WRITE IN	
LINCOLN #2														
Normal	-	-	-	-	-	-	-	-	-	-	-	-	-	-
Absentee	-	-	-	-	-	-	-	-	-	-	-	-	-	-
ABSENTEE														
Normal	0	0	0	-	0	-	0	0	0	-	0	-	0	-
Absentee	0	49	48	97.96%	1	2.04%	0	53	37	69.81%	16	30.19%	0	-
Total														
Normal	3226	98	92	93.88%	6	6.12%	3535	82	55	67.07%	26	31.71%	1	1.22%
Absentee	3226	49	48	97.96%	1	2.04%	3535	53	37	69.81%	16	30.19%	0	-
Total	3226	147	140	95.24%	7	4.76%	3535	135	92	68.15%	42	31.11%	1	0.74%

For Aunele Gach Essick *James Graham* *Jim Gach*

Supplemental Statement of Votes Cast
GENERAL MUNICIPAL ELECTION
CHRISTIAN COUNTY, MISSOURI
TUESDAY, APRIL 5, 2016
April 5, 2016 General Election
April 8th 2016 OFFICIAL RESULTS

Date: 4/8/2016
Time: 12:49:51 PM

	OZARK ALDERMAN, WARD 2					OZARK ALDERMAN, WARD 3				
	Reg. Voters	Total Votes	BRUCE GALLOWAY	WRITE IN		Reg. Voters	Total Votes	EDDIE CAMPBELL	EMMETT CLEVINGER	WRITE IN
BILLINGS										
Normal	577	0	0	-	0	577	0	0	-	0
Absentee	577	0	0	-	0	577	0	0	-	0
CLEVER										
Normal	1326	0	0	-	0	1326	0	0	-	0
Absentee	1326	0	0	-	0	1326	0	0	-	0
FREMONT HILLS										
Normal	726	0	0	-	0	726	0	0	-	0
Absentee	726	0	0	-	0	726	0	0	-	0
REPUBLIC M AND 4										
Normal	62	0	0	-	0	62	0	0	-	0
Absentee	62	0	0	-	0	62	0	0	-	0
SADDLEBROOKE										
Normal	160	0	0	-	0	160	0	0	-	0
Absentee	160	0	0	-	0	160	0	0	-	0
Total										
Normal	2851	0	0	-	0	2851	0	0	-	0
Absentee	2851	0	0	-	0	2851	0	0	-	0
Total	2851	0	0	-	0	2851	0	0	-	0

Supplemental Statement of Votes Cast
GENERAL MUNICIPAL ELECTION
CHRISTIAN COUNTY, MISSOURI
TUESDAY, APRIL 5, 2016
April 5, 2016 General Election
April 8th 2016 OFFICIAL RESULTS

Date: 4/8/2016
Time: 12:49:51 PM

	CLEVER MAYOR							CLEVER ALDERMAN, EAST WARD						
	Reg. Voters	Total Votes	JAREDD KING		WRITE IN			Reg. Voters	Total Votes	JIM McWILLIAMS		WRITE IN		
BILLINGS														
Normal	577	0	0	-	0	-		577	0	0	-	0	-	
Absentee	577	0	0	-	0	-		577	0	0	-	0	-	
CLEVER														
Normal	1326	194	179	92.27%	15	7.73%		1326	88	87	98.86%	1	1.14%	
Absentee	1326	4	4	100.00%	0	-		1326	1	1	100.00%	0	-	
FREMONT HILLS														
Normal	726	0	0	-	0	-		726	0	0	-	0	-	
Absentee	726	0	0	-	0	-		726	0	0	-	0	-	
REPUBLIC M AND 4														
Normal	62	0	0	-	0	-		62	0	0	-	0	-	
Absentee	62	0	0	-	0	-		62	0	0	-	0	-	
SADDLEBROOKE														
Normal	160	0	0	-	0	-		160	0	0	-	0	-	
Absentee	160	0	0	-	0	-		160	0	0	-	0	-	
Total														
Normal	2851	194	179	92.27%	15	7.73%		2851	88	87	98.86%	1	1.14%	
Absentee	2851	4	4	100.00%	0	-		2851	1	1	100.00%	0	-	
Total	2851	198	183	92.42%	15	7.58%		2851	89	88	98.88%	1	1.12%	

Supplemental Statement of Votes Cast
GENERAL MUNICIPAL ELECTION
CHRISTIAN COUNTY, MISSOURI
TUESDAY, APRIL 5, 2016
April 5, 2016 General Election
April 8th 2016 OFFICIAL RESULTS

Date: 4/8/2016
Time: 12:49:51 PM

	CLEVER ALDERMAN, WEST WARD						BILLINGS MAYOR						
	Reg. Voters	Total Votes	KARA KAUFMAN		WRITE IN		Reg. Voters	Total Votes	MELISSA VENABLE		MICHAEL B. HODGES		WRITE IN
BILLINGS													
Normal	577	0	0	-	0		577	155	74	47.74%	79	50.97%	2 1.29%
Absentee	577	0	0	-	0		577	6	3	50.00%	3	50.00%	0
CLEVER													
Normal	1326	100	96	96.00%	4	4.00%	1326	0	0	-	0	-	0
Absentee	1326	2	2	100.00%	0		1326	0	0	-	0	-	0
FREMONT HILLS													
Normal	726	0	0	-	0		726	0	0	-	0	-	0
Absentee	726	0	0	-	0		726	0	0	-	0	-	0
REPUBLIC M AND 4													
Normal	62	0	0	-	0		62	0	0	-	0	-	0
Absentee	62	0	0	-	0		62	0	0	-	0	-	0
SADDLEBROOKE													
Normal	160	0	0	-	0		160	0	0	-	0	-	0
Absentee	160	0	0	-	0		160	0	0	-	0	-	0
Total													
Normal	2851	100	96	96.00%	4	4.00%	2851	155	74	47.74%	79	50.97%	2 1.29%
Absentee	2851	2	2	100.00%	0		2851	6	3	50.00%	3	50.00%	0
Total	2851	102	98	96.08%	4	3.92%	2851	161	77	47.83%	82	50.93%	2 1.24%

Supplemental Statement of Votes Cast
GENERAL MUNICIPAL ELECTION
CHRISTIAN COUNTY, MISSOURI
TUESDAY, APRIL 5, 2016
April 5, 2016 General Election
April 8th 2016 OFFICIAL RESULTS

Date: 4/8/2016
Time: 12:49:51 PM

BILLINGS ALDERPERSON, WARD I									BILLINGS ALDERPERSON, WARD II					
	Reg. Voters	Total Votes	HOLLY FENDER		KRISTI WILBANKS		WRITE IN		Reg. Voters	Total Votes	MICKEY BROWN		WRITE IN	
BILLINGS														
Normal	577	41	26	63.41%	15	36.59%	0		577	51	50	98.04%	1	1.96%
Absentee	577	3	3	100.00%	0	-	0		577	2	2	100.00%	0	
CLEVER														
Normal	1326	0	0	-	0	-	0		1326	0	0	-	0	
Absentee	1326	0	0	-	0	-	0		1326	0	0	-	0	
FREMONT HILLS														
Normal	726	0	0	-	0	-	0		726	0	0	-	0	
Absentee	726	0	0	-	0	-	0		726	0	0	-	0	
REPUBLIC M AND 4														
Normal	62	0	0	-	0	-	0		62	0	0	-	0	
Absentee	62	0	0	-	0	-	0		62	0	0	-	0	
SADDLEBROOKE														
Normal	160	0	0	-	0	-	0		160	0	0	-	0	
Absentee	160	0	0	-	0	-	0		160	0	0	-	0	
Total														
Normal	2851	41	26	63.41%	15	36.59%	0		2851	51	50	98.04%	1	1.96%
Absentee	2851	3	3	100.00%	0	-	0		2851	2	2	100.00%	0	
Total	2851	44	29	65.91%	15	34.09%	0		2851	53	52	98.11%	1	1.89%

Supplemental Statement of Votes Cast
GENERAL MUNICIPAL ELECTION
CHRISTIAN COUNTY, MISSOURI
TUESDAY, APRIL 5, 2016
April 5, 2016 General Election
April 8th 2016 OFFICIAL RESULTS

Date: 4/8/2016
Time: 12:49:51 PM

	BILLINGS ALDERPERSON, WARD III							BILLINGS QUESTION						
	Reg. Voters	Total Votes	JESSIE COKER		WRITE IN			Reg. Voters	Total Votes	YES		NO		
BILLINGS														
Normal	577	52	51	98.08%	1	1.92%		577	157	124	78.98%	33	21.02%	
Absentee	577	1	1	100.00%	0			577	5	5	100.00%	0		
CLEVER														
Normal	1326	0	0	-	0			1326	0	0	-	0		
Absentee	1326	0	0	-	0			1326	0	0	-	0		
FREMONT HILLS														
Normal	726	0	0	-	0			726	0	0	-	0		
Absentee	726	0	0	-	0			726	0	0	-	0		
REPUBLIC M AND 4														
Normal	62	0	0	-	0			62	0	0	-	0		
Absentee	62	0	0	-	0			62	0	0	-	0		
SADDLEBROOKE														
Normal	160	0	0	-	0			160	0	0	-	0		
Absentee	160	0	0	-	0			160	0	0	-	0		
Total														
Normal	2851	52	51	98.08%	1	1.92%		2851	157	124	78.98%	33	21.02%	
Absentee	2851	1	1	100.00%	0			2851	5	5	100.00%	0		
Total	2851	53	52	98.11%	1	1.89%		2851	162	129	79.63%	33	20.37%	

Supplemental Statement of Votes Cast
GENERAL MUNICIPAL ELECTION
CHRISTIAN COUNTY, MISSOURI
TUESDAY, APRIL 5, 2016
April 5, 2016 General Election
April 8th 2016 OFFICIAL RESULTS

Date: 4/8/2016
Time: 12:49:51 PM

	REPUBLIC MAYOR					REPUBLIC COUNCIL MEMBER, WARD 4				
	Reg. Voters	Total Votes	BRIAN C. BUCKNER	WRITE IN		Reg. Voters	Total Votes	CHARLIE BRASHERS	WRITE IN	
BILLINGS										
Normal	577	0	0	-	0	577	0	0	-	0
Absentee	577	0	0	-	0	577	0	0	-	0
CLEVER										
Normal	1326	0	0	-	0	1326	0	0	-	0
Absentee	1326	0	0	-	0	1326	0	0	-	0
FREMONT HILLS										
Normal	726	0	0	-	0	726	0	0	-	0
Absentee	726	0	0	-	0	726	0	0	-	0
REPUBLIC M AND 4										
Normal	62	3	3 100.00%		0	62	3	3 100.00%		0
Absentee	62	0	0	-	0	62	0	0	-	0
SADDLEBROOKE										
Normal	160	0	0	-	0	160	0	0	-	0
Absentee	160	0	0	-	0	160	0	0	-	0
Total										
Normal	2851	3	3 100.00%		0	2851	3	3 100.00%		0
Absentee	2851	0	0	-	0	2851	0	0	-	0
Total	2851	3	3 100.00%		0	2851	3	3 100.00%		0

Supplemental Statement of Votes Cast
GENERAL MUNICIPAL ELECTION
CHRISTIAN COUNTY, MISSOURI
TUESDAY, APRIL 5, 2016
April 5, 2016 General Election
April 8th 2016 OFFICIAL RESULTS

Date: 4/8/2016
Time: 12:49:51 PM

	NIXA COUNCIL MEMBER, DISTRICT I						NIXA COUNCIL MEMBER, DISTRICT II					
	Reg. Voters	Total Votes	KENDAL R. DINGUS	RYAN KEATING	WRITE IN		Reg. Voters	Total Votes	ARON PETERSON	WRITE IN		
BILLINGS												
Normal	577	0	0	-	0	-	0	577	0	0	-	0
Absentee	577	0	0	-	0	-	0	577	0	0	-	0
CLEVER												
Normal	1326	0	0	-	0	-	0	1326	0	0	-	0
Absentee	1326	0	0	-	0	-	0	1326	0	0	-	0
FREMONT HILLS												
Normal	726	0	0	-	0	-	0	726	0	0	-	0
Absentee	726	0	0	-	0	-	0	726	0	0	-	0
REPUBLIC M AND 4												
Normal	62	0	0	-	0	-	0	62	0	0	-	0
Absentee	62	0	0	-	0	-	0	62	0	0	-	0
SADDLEBROOKE												
Normal	160	0	0	-	0	-	0	160	0	0	-	0
Absentee	160	0	0	-	0	-	0	160	0	0	-	0
Total												
Normal	2851	0	0	-	0	-	0	2851	0	0	-	0
Absentee	2851	0	0	-	0	-	0	2851	0	0	-	0
Total	2851	0	0	-	0	-	0	2851	0	0	-	0

Supplemental Statement of Votes Cast
GENERAL MUNICIPAL ELECTION
CHRISTIAN COUNTY, MISSOURI
TUESDAY, APRIL 5, 2016
April 5, 2016 General Election
April 8th 2016 OFFICIAL RESULTS

Date: 4/8/2016
Time: 12:49:51 PM

	LOGAN-ROGERSVILLE FIRE PROTECTION BOARD							CHRISTIAN CO AMBULANCE QUESTION					
	MEMBER	Reg. Voters	Total Votes	DOUG CLIMER	ANDY STEWART	WRITE IN		Reg. Voters	Total Votes	YES		NO	
BILLINGS													
Normal		577	0	0	-	0	-	0	577	0	0	-	0
Absentee		577	0	0	-	0	-	0	577	0	0	-	0
CLEVER													
Normal		1326	0	0	-	0	-	0	1326	0	0	-	0
Absentee		1326	0	0	-	0	-	0	1326	0	0	-	0
FREMONT HILLS													
Normal		726	0	0	-	0	-	0	726	34	29	85.29%	5 14.71%
Absentee		726	0	0	-	0	-	0	726	9	7	77.78%	2 22.22%
REPUBLIC M AND 4													
Normal		62	0	0	-	0	-	0	62	0	0	-	0
Absentee		62	0	0	-	0	-	0	62	0	0	-	0
SADDLEBROOKE													
Normal		160	0	0	-	0	-	0	160	52	35	67.31%	17 32.69%
Absentee		160	0	0	-	0	-	0	160	16	10	62.50%	6 37.50%
Total													
Normal		2851	0	0	-	0	-	0	2851	86	64	74.42%	22 25.58%
Absentee		2851	0	0	-	0	-	0	2851	25	17	68.00%	8 32.00%
Total		2851	0	0	-	0	-	0	2851	111	81	72.97%	30 27.03%

Supplemental Statement of Votes Cast
GENERAL MUNICIPAL ELECTION
CHRISTIAN COUNTY, MISSOURI
TUESDAY, APRIL 5, 2016
April 5, 2016 General Election
April 8th 2016 OFFICIAL RESULTS

Date: 4/8/2016
Time: 12:49:51 PM

	CHRISTIAN CO AMBULANCE 7 QUESTION						GARRISON ROAD COMMISSIONER			OZARK ALDERMAN, WARD 1			
	Reg. Voters	Total Votes	YES		NO		Reg. Voters	Total Votes	WRITE IN	Reg. Voters	Total Votes	NATHAN D. POSTEN	WRITE IN
BILLINGS													
Normal	577	0	0	-	0		577	0	0	577	0	0	- 0
Absentee	577	0	0	-	0		577	0	0	577	0	0	- 0
CLEVER													
Normal	1326	231	113	48.92%	118	51.08%	1326	0	0	1326	0	0	- 0
Absentee	1326	3	3	100.00%	0		1326	0	0	1326	0	0	- 0
FREMONT HILLS													
Normal	726	0	0	-	0		726	0	0	726	0	0	- 0
Absentee	726	0	0	-	0		726	0	0	726	0	0	- 0
REPUBLIC M AND 4													
Normal	62	0	0	-	0		62	0	0	62	0	0	- 0
Absentee	62	0	0	-	0		62	0	0	62	0	0	- 0
SADDLEBROOKE													
Normal	160	0	0	-	0		160	0	0	160	0	0	- 0
Absentee	160	0	0	-	0		160	0	0	160	0	0	- 0
Total													
Normal	2851	231	113	48.92%	118	51.08%	2851	0	0	2851	0	0	- 0
Absentee	2851	3	3	100.00%	0		2851	0	0	2851	0	0	- 0
Total	2851	234	116	49.57%	118	50.43%	2851	0	0	2851	0	0	- 0

Supplemental Statement of Votes Cast
GENERAL MUNICIPAL ELECTION
CHRISTIAN COUNTY, MISSOURI
TUESDAY, APRIL 5, 2016
April 5, 2016 General Election
April 8th 2016 OFFICIAL RESULTS

Date: 4/8/2016
Time: 12:49:51 PM

NIXA COUNCIL MEMBER, DISTRICT III

	Reg. Voters	Total Votes	JUSTIN ORF	DARLENE GRAHAM	WRITE IN
BILLINGS					
Normal	577	0	0	- 0	- 0
Absentee	577	0	0	- 0	- 0
CLEVER					
Normal	1326	0	0	- 0	- 0
Absentee	1326	0	0	- 0	- 0
FREMONT HILLS					
Normal	726	0	0	- 0	- 0
Absentee	726	0	0	- 0	- 0
REPUBLIC M AND 4					
Normal	62	0	0	- 0	- 0
Absentee	62	0	0	- 0	- 0
SADDLEBROOKE					
Normal	160	0	0	- 0	- 0
Absentee	160	0	0	- 0	- 0
Total					
Normal	2851	0	0	- 0	- 0
Absentee	2851	0	0	- 0	- 0
Total	2851	0	0	- 0	- 0

Supplemental Statement of Votes Cast
GENERAL MUNICIPAL ELECTION
CHRISTIAN COUNTY, MISSOURI
TUESDAY, APRIL 5, 2016
April 5, 2016 General Election
April 8th 2016 OFFICIAL RESULTS

Date: 4/8/2016
Time: 12:49:51 PM

SPARTA ALDERMAN, WARD 1

	Reg. Voters	Total Votes	JASON L. STEPHENS	DIALA BROWN	BRUCE E. BRUTON	DOREEN CAGLE	WRITE IN
BILLINGS							
Normal	577	0	0	- 0	- 0	- 0	- 0
Absentee	577	0	0	- 0	- 0	- 0	- 0
CLEVER							
Normal	1326	0	0	- 0	- 0	- 0	- 0
Absentee	1326	0	0	- 0	- 0	- 0	- 0
FREMONT HILLS							
Normal	726	0	0	- 0	- 0	- 0	- 0
Absentee	726	0	0	- 0	- 0	- 0	- 0
REPUBLIC M AND 4							
Normal	62	0	0	- 0	- 0	- 0	- 0
Absentee	62	0	0	- 0	- 0	- 0	- 0
SADDLEBROOKE							
Normal	160	0	0	- 0	- 0	- 0	- 0
Absentee	160	0	0	- 0	- 0	- 0	- 0
Total							
Normal	2851	0	0	- 0	- 0	- 0	- 0
Absentee	2851	0	0	- 0	- 0	- 0	- 0
Total	2851	0	0	- 0	- 0	- 0	- 0

Supplemental Statement of Votes Cast
GENERAL MUNICIPAL ELECTION
CHRISTIAN COUNTY, MISSOURI
TUESDAY, APRIL 5, 2016
April 5, 2016 General Election
April 8th 2016 OFFICIAL RESULTS

Date: 4/8/2016
Time: 12:49:51 PM

	SPARTA ALDERMAN, WARD 2					FREMONT HILLS MAYOR						
	Reg. Voters	Total Votes	STEPHEN OTTEN	WRITE IN		Reg. Voters	Total Votes	LUKE DAVIS		WRITE IN		
BILLINGS												
Normal	577	0	0	-	0	577	0	0	-	0	-	
Absentee	577	0	0	-	0	577	0	0	-	0	-	
CLEVER												
Normal	1326	0	0	-	0	1326	0	0	-	0	-	
Absentee	1326	0	0	-	0	1326	0	0	-	0	-	
FREMONT HILLS												
Normal	726	0	0	-	0	726	32	31	96.88%	1	3.12%	
Absentee	726	0	0	-	0	726	9	9	100.00%	0	-	
REPUBLIC M AND 4												
Normal	62	0	0	-	0	62	0	0	-	0	-	
Absentee	62	0	0	-	0	62	0	0	-	0	-	
SADDLEBROOKE												
Normal	160	0	0	-	0	160	0	0	-	0	-	
Absentee	160	0	0	-	0	160	0	0	-	0	-	
Total												
Normal	2851	0	0	-	0	2851	32	31	96.88%	1	3.12%	
Absentee	2851	0	0	-	0	2851	9	9	100.00%	0	-	
Total	2851	0	0	-	0	2851	41	40	97.56%	1	2.44%	

Supplemental Statement of Votes Cast
GENERAL MUNICIPAL ELECTION
CHRISTIAN COUNTY, MISSOURI
TUESDAY, APRIL 5, 2016
April 5, 2016 General Election
April 8th 2016 OFFICIAL RESULTS

Date: 4/8/2016
Time: 12:49:51 PM

	FREMONT HILLS ALDERMAN, WARD 1						FREMONT HILLS ALDERMAN, WARD 2				
	Reg. Voters	Total Votes	ANN LITTELL MILLS		WRITE IN		Reg. Voters	Total Votes	BUD ADDINGTON		WRITE IN
BILLINGS											
Normal	577	0	0	-	0	-	577	0	0	-	0
Absentee	577	0	0	-	0	-	577	0	0	-	0
CLEVER											
Normal	1326	0	0	-	0	-	1326	0	0	-	0
Absentee	1326	0	0	-	0	-	1326	0	0	-	0
FREMONT HILLS											
Normal	726	12	12	100.00%	0	-	726	14	14	100.00%	0
Absentee	726	0	0	-	0	-	726	6	6	100.00%	0
REPUBLIC M AND 4											
Normal	62	0	0	-	0	-	62	0	0	-	0
Absentee	62	0	0	-	0	-	62	0	0	-	0
SADDLEBROOKE											
Normal	160	0	0	-	0	-	160	0	0	-	0
Absentee	160	0	0	-	0	-	160	0	0	-	0
Total											
Normal	2851	12	12	100.00%	0	-	2851	14	14	100.00%	0
Absentee	2851	0	0	-	0	-	2851	6	6	100.00%	0
Total	2851	12	12	100.00%	0	-	2851	20	20	100.00%	0

Supplemental Statement of Votes Cast
GENERAL MUNICIPAL ELECTION
CHRISTIAN COUNTY, MISSOURI
TUESDAY, APRIL 5, 2016
April 5, 2016 General Election
April 8th 2016 OFFICIAL RESULTS

Date: 4/8/2016
Time: 12:49:51 PM

FREMONT HILLS ALDERMAN, WARD 3

	Reg. Voters	Total Votes	ALISA LOWRY	WRITE IN	
BILLINGS					
Normal	577	0	0	-	0
Absentee	577	0	0	-	0
CLEVER					
Normal	1326	0	0	-	0
Absentee	1326	0	0	-	0
FREMONT HILLS					
Normal	726	5	5 100.00%		0
Absentee	726	3	3 100.00%		0
REPUBLIC M AND 4					
Normal	62	0	0	-	0
Absentee	62	0	0	-	0
SADDLEBROOKE					
Normal	160	0	0	-	0
Absentee	160	0	0	-	0
Total					
Normal	2851	5	5 100.00%		0
Absentee	2851	3	3 100.00%		0
Total	2851	8	8 100.00%		0

Statement of Votes Cast
GENERAL MUNICIPAL ELECTION
CHRISTIAN COUNTY, MISSOURI
TUESDAY, APRIL 5, 2016
April 5, 2016 General Election
April 8th 2016 OFFICIAL RESULTS

Date: 4/8/2016
Time: 12:46:04 PM

	SADDLEBROOKE BOARD MEMBER								SADDLEBROOKE QUESTION					
	Reg. Voters	Total Votes	PAUL J. DOUNTAS		GARY FRANKLIN		WRITE IN		Reg. Voters	Total Votes	YES		NO	
Jursidiction Wide														
E. BENTON / BRUNER														
Normal		-	-	-	-	-	-	-		-	-	-	-	-
Absentee		-	-	-	-	-	-	-		-	-	-	-	-
W. BENTON / LINDEN														
Normal		-	-	-	-	-	-	-		-	-	-	-	-
Absentee		-	-	-	-	-	-	-		-	-	-	-	-
CHADWICK / S. LINN / GARRISON / SENECA														
Normal		-	-	-	-	-	-	-		-	-	-	-	-
Absentee		-	-	-	-	-	-	-		-	-	-	-	-
RIVERSIDE #1														
Normal		-	-	-	-	-	-	-		-	-	-	-	-
Absentee		-	-	-	-	-	-	-		-	-	-	-	-
CASSIDY #1														
Normal		-	-	-	-	-	-	-		-	-	-	-	-
Absentee		-	-	-	-	-	-	-		-	-	-	-	-
WEST FINLEY														
Normal		-	-	-	-	-	-	-		-	-	-	-	-
Absentee		-	-	-	-	-	-	-		-	-	-	-	-
EAST FINLEY														
Normal		-	-	-	-	-	-	-		-	-	-	-	-
Absentee		-	-	-	-	-	-	-		-	-	-	-	-
NORTH GALLOWAY														
Normal		-	-	-	-	-	-	-		-	-	-	-	-
Absentee		-	-	-	-	-	-	-		-	-	-	-	-
SOUTH GALLOWAY														
Normal	160	93	38	40.86%	47	50.54%	8	8.60%	160	59	32	54.24%	27	45.76%
Absentee	160	0	0	-	0	-	0	-	160	0	0	-	0	-
LEAD HILL / OLDFIELD														
Normal		-	-	-	-	-	-	-		-	-	-	-	-
Absentee		-	-	-	-	-	-	-		-	-	-	-	-
LINCOLN #1														
Normal		-	-	-	-	-	-	-		-	-	-	-	-
Absentee		-	-	-	-	-	-	-		-	-	-	-	-
NORTH LINN														
Normal		-	-	-	-	-	-	-		-	-	-	-	-
Absentee		-	-	-	-	-	-	-		-	-	-	-	-

For Aunele Paul Erick *Robert Graham* *For*

Supplemental Statement of Votes Cast
GENERAL MUNICIPAL ELECTION
CHRISTIAN COUNTY, MISSOURI
TUESDAY, APRIL 5, 2016
April 5, 2016 General Election
April 8th 2016 OFFICIAL RESULTS

Date: 4/8/2016
Time: 12:49:51 PM

	SADDLEBROOKE BOARD MEMBER								SADDLEBROOKE QUESTION					
	Reg. Voters	Total Votes	PAUL J. DOUNTAS		GARY FRANKLIN		WRITE IN		Reg. Voters	Total Votes	YES		NO	
BILLINGS														
Normal	577	0	0	-	0	-	0	-	577	0	0	-	0	-
Absentee	577	0	0	-	0	-	0	-	577	0	0	-	0	-
CLEVER														
Normal	1326	0	0	-	0	-	0	-	1326	0	0	-	0	-
Absentee	1326	0	0	-	0	-	0	-	1326	0	0	-	0	-
FREMONT HILLS														
Normal	726	0	0	-	0	-	0	-	726	0	0	-	0	-
Absentee	726	0	0	-	0	-	0	-	726	0	0	-	0	-
REPUBLIC M AND 4														
Normal	62	0	0	-	0	-	0	-	62	0	0	-	0	-
Absentee	62	0	0	-	0	-	0	-	62	0	0	-	0	-
SADDLEBROOKE														
Normal	160	93	38	40.86%	47	50.54%	8	8.60%	160	59	32	54.24%	27	45.76%
Absentee	160	24	8	33.33%	12	50.00%	4	16.67%	160	18	6	33.33%	12	66.67%
Total														
Normal	2851	93	38	40.86%	47	50.54%	8	8.60%	2851	59	32	54.24%	27	45.76%
Absentee	2851	24	8	33.33%	12	50.00%	4	16.67%	2851	18	6	33.33%	12	66.67%
Total	2851	117	46	39.32%	59	50.43%	12	10.26%	2851	77	38	49.35%	39	50.65%

Statement of Votes Cast
GENERAL MUNICIPAL ELECTION
CHRISTIAN COUNTY, MISSOURI
TUESDAY, APRIL 5, 2016
April 5, 2016 General Election
April 8th 2016 OFFICIAL RESULTS

Date: 4/8/2016
Time: 12:46:04 PM

	SADDLEBROOKE BOARD MEMBER							SADDLEBROOKE QUESTION			
	Reg. Voters	Total Votes	PAUL J. DOUNTAS	GARY FRANKLIN	WRITE IN			Reg. Voters	Total Votes	YES	NO
McCRACKEN											
Normal		-	-	-	-	-	-	-	-	-	-
Absentee		-	-	-	-	-	-	-	-	-	-
POLK											
Normal		-	-	-	-	-	-	-	-	-	-
Absentee		-	-	-	-	-	-	-	-	-	-
UNION CHAPEL											
Normal		-	-	-	-	-	-	-	-	-	-
Absentee		-	-	-	-	-	-	-	-	-	-
ROSEDALE #1A											
Normal		-	-	-	-	-	-	-	-	-	-
Absentee		-	-	-	-	-	-	-	-	-	-
GARDEN GROVE											
Normal		-	-	-	-	-	-	-	-	-	-
Absentee		-	-	-	-	-	-	-	-	-	-
NORTHVIEW #1											
Normal		-	-	-	-	-	-	-	-	-	-
Absentee		-	-	-	-	-	-	-	-	-	-
SPARTA											
Normal		-	-	-	-	-	-	-	-	-	-
Absentee		-	-	-	-	-	-	-	-	-	-
UNION CHAPEL #2											
Normal		-	-	-	-	-	-	-	-	-	-
Absentee		-	-	-	-	-	-	-	-	-	-
ROSEDALE #2											
Normal		-	-	-	-	-	-	-	-	-	-
Absentee		-	-	-	-	-	-	-	-	-	-
NORTHVIEW #2											
Normal		-	-	-	-	-	-	-	-	-	-
Absentee		-	-	-	-	-	-	-	-	-	-
ROSEDALE #1B											
Normal		-	-	-	-	-	-	-	-	-	-
Absentee		-	-	-	-	-	-	-	-	-	-
RIVERSIDE #2											
Normal		-	-	-	-	-	-	-	-	-	-
Absentee		-	-	-	-	-	-	-	-	-	-
CASSIDY #2											
Normal		-	-	-	-	-	-	-	-	-	-
Absentee		-	-	-	-	-	-	-	-	-	-

Lisa Russell, Clerk, Christian County, Missouri

Statement of Votes Cast
GENERAL MUNICIPAL ELECTION
CHRISTIAN COUNTY, MISSOURI
TUESDAY, APRIL 5, 2016
April 5, 2016 General Election
April 8th 2016 OFFICIAL RESULTS

Date: 4/8/2016
Time: 12:46:04 PM

	SADDLEBROOKE BOARD MEMBER								SADDLEBROOKE QUESTION					
	Reg. Voters	Total Votes	PAUL J. DOUNTAS		GARY FRANKLIN		WRITE IN		Reg. Voters	Total Votes	YES		NO	
LINCOLN #2														
Normal	-	-	-	-	-	-	-	-	-	-	-	-	-	-
Absentee	-	-	-	-	-	-	-	-	-	-	-	-	-	-
ABSENTEE														
Normal	0	0	0	-	0	-	0	-	0	0	0	-	0	-
Absentee	0	24	8	33.33%	12	50.00%	4	16.67%	0	18	6	33.33%	12	66.67%
Total														
Normal	160	93	38	40.86%	47	50.54%	8	8.60%	160	59	32	54.24%	27	45.76%
Absentee	160	24	8	33.33%	12	50.00%	4	16.67%	160	18	6	33.33%	12	66.67%
Total	160	117	46	39.32%	59	50.43%	12	10.26%	160	77	38	49.35%	39	50.65%

Joe Russell
Carol Esch

Debbie Graham
Tom Hoff

Statement of Votes Cast
GENERAL MUNICIPAL ELECTION
CHRISTIAN COUNTY, MISSOURI
TUESDAY, APRIL 5, 2016
April 5, 2016 General Election
April 8th 2016 OFFICIAL RESULTS

Date: 4/8/2016
Time: 12:46:04 PM

	CLEVER MAYOR						CLEVER ALDERMAN, EAST WARD					
	Reg. Voters	Total Votes	JAREDD KING		WRITE IN		Reg. Voters	Total Votes	JIM McWILLIAMS		WRITE IN	
Jursidiction Wide												
E. BENTON / BRUNER												
Normal	-	-	-	-	-	-	-	-	-	-	-	-
Absentee	-	-	-	-	-	-	-	-	-	-	-	-
W. BENTON / LINDEN												
Normal	-	-	-	-	-	-	-	-	-	-	-	-
Absentee	-	-	-	-	-	-	-	-	-	-	-	-
CHADWICK / S. LINN / GARRISON / SENECA												
Normal	-	-	-	-	-	-	-	-	-	-	-	-
Absentee	-	-	-	-	-	-	-	-	-	-	-	-
RIVERSIDE #1												
Normal	-	-	-	-	-	-	-	-	-	-	-	-
Absentee	-	-	-	-	-	-	-	-	-	-	-	-
CASSIDY #1												
Normal	-	-	-	-	-	-	-	-	-	-	-	-
Absentee	-	-	-	-	-	-	-	-	-	-	-	-
WEST FINLEY												
Normal	-	-	-	-	-	-	-	-	-	-	-	-
Absentee	-	-	-	-	-	-	-	-	-	-	-	-
EAST FINLEY												
Normal	-	-	-	-	-	-	-	-	-	-	-	-
Absentee	-	-	-	-	-	-	-	-	-	-	-	-
NORTH GALLOWAY												
Normal	-	-	-	-	-	-	-	-	-	-	-	-
Absentee	-	-	-	-	-	-	-	-	-	-	-	-
SOUTH GALLOWAY												
Normal	-	-	-	-	-	-	-	-	-	-	-	-
Absentee	-	-	-	-	-	-	-	-	-	-	-	-
LEAD HILL / OLDFIELD												
Normal	-	-	-	-	-	-	-	-	-	-	-	-
Absentee	-	-	-	-	-	-	-	-	-	-	-	-
LINCOLN #1												
Normal	573	92	85	92.39%	7	7.61%	573	88	87	98.86%	1	1.14%
Absentee	573	0	0	-	0	-	573	0	0	-	0	-
NORTH LINN												
Normal	-	-	-	-	-	-	-	-	-	-	-	-
Absentee	-	-	-	-	-	-	-	-	-	-	-	-

Jim Russell *Donna Gordon*

Statement of Votes Cast
GENERAL MUNICIPAL ELECTION
CHRISTIAN COUNTY, MISSOURI
TUESDAY, APRIL 5, 2016
April 5, 2016 General Election
April 8th 2016 OFFICIAL RESULTS

Date: 4/8/2016
Time: 12:46:04 PM

	CLEVER MAYOR					CLEVER ALDERMAN, EAST WARD				
	Reg. Voters	Total Votes	JAREDD KING	WRITE IN		Reg. Voters	Total Votes	JIM McWILLIAMS	WRITE IN	
McCRACKEN										
Normal	-	-	-	-	-	-	-	-	-	-
Absentee	-	-	-	-	-	-	-	-	-	-
POLK										
Normal	-	-	-	-	-	-	-	-	-	-
Absentee	-	-	-	-	-	-	-	-	-	-
UNION CHAPEL										
Normal	-	-	-	-	-	-	-	-	-	-
Absentee	-	-	-	-	-	-	-	-	-	-
ROSEDALE #1A										
Normal	-	-	-	-	-	-	-	-	-	-
Absentee	-	-	-	-	-	-	-	-	-	-
GARDEN GROVE										
Normal	-	-	-	-	-	-	-	-	-	-
Absentee	-	-	-	-	-	-	-	-	-	-
NORTHVIEW #1										
Normal	-	-	-	-	-	-	-	-	-	-
Absentee	-	-	-	-	-	-	-	-	-	-
SPARTA										
Normal	-	-	-	-	-	-	-	-	-	-
Absentee	-	-	-	-	-	-	-	-	-	-
UNION CHAPEL #2										
Normal	-	-	-	-	-	-	-	-	-	-
Absentee	-	-	-	-	-	-	-	-	-	-
ROSEDALE #2										
Normal	-	-	-	-	-	-	-	-	-	-
Absentee	-	-	-	-	-	-	-	-	-	-
NORTHVIEW #2										
Normal	-	-	-	-	-	-	-	-	-	-
Absentee	-	-	-	-	-	-	-	-	-	-
ROSEDALE #1B										
Normal	-	-	-	-	-	-	-	-	-	-
Absentee	-	-	-	-	-	-	-	-	-	-
RIVERSIDE #2										
Normal	-	-	-	-	-	-	-	-	-	-
Absentee	-	-	-	-	-	-	-	-	-	-
CASSIDY #2										
Normal	-	-	-	-	-	-	-	-	-	-
Absentee	-	-	-	-	-	-	-	-	-	-

Jim Bussey/Cock Creek *Don Cohen* *[Signature]*

Statement of Votes Cast
GENERAL MUNICIPAL ELECTION
CHRISTIAN COUNTY, MISSOURI
TUESDAY, APRIL 5, 2016
April 5, 2016 General Election
April 8th 2016 OFFICIAL RESULTS

Date: 4/8/2016
Time: 12:46:04 PM

	CLEVER MAYOR							CLEVER ALDERMAN, EAST WARD						
	Reg. Voters	Total Votes	JAREDD KING		WRITE IN			Reg. Voters	Total Votes	JIM McWILLIAMS		WRITE IN		
LINCOLN #2														
Normal	753	102	94	92.16%	8	7.84%	-	-	-	-	-	-	-	-
Absentee	753	0	0	-	0	-	-	-	-	-	-	-	-	-
ABSENTEE														
Normal	0	0	0	-	0	-	0	0	0	-	-	0	-	-
Absentee	0	4	4	100.00%	0	-	0	1	1	100.00%	-	0	-	-
Total														
Normal	1326	194	179	92.27%	15	7.73%	573	88	87	98.86%	-	1	1.14%	-
Absentee	1326	4	4	100.00%	0	-	573	1	1	100.00%	-	0	-	-
Total	1326	198	183	92.42%	15	7.58%	573	89	88	98.88%	-	1	1.12%	-

Jim Ruse
Carol Cook
Paul Graham
Jim Ruse

Statement of Votes Cast
GENERAL MUNICIPAL ELECTION
CHRISTIAN COUNTY, MISSOURI
TUESDAY, APRIL 5, 2016
April 5, 2016 General Election
April 8th 2016 OFFICIAL RESULTS

Date: 4/8/2016
Time: 12:46:04 PM

	CLEVER ALDERMAN, WEST WARD					BILLINGS MAYOR				
	Reg. Voters	Total Votes	KARA KAUFMAN	WRITE IN		Reg. Voters	Total Votes	MELISSA VENABLE	MICHAEL B. HODGES	WRITE IN
Jursidiction Wide										
E. BENTON / BRUNER										
Normal	-	-	-	-	-	-	-	-	-	-
Absentee	-	-	-	-	-	-	-	-	-	-
W. BENTON / LINDEN										
Normal	-	-	-	-	-	-	-	-	-	-
Absentee	-	-	-	-	-	-	-	-	-	-
CHADWICK / S. LINN / GARRISON / SENECA										
Normal	-	-	-	-	-	-	-	-	-	-
Absentee	-	-	-	-	-	-	-	-	-	-
RIVERSIDE #1										
Normal	-	-	-	-	-	-	-	-	-	-
Absentee	-	-	-	-	-	-	-	-	-	-
CASSIDY #1										
Normal	-	-	-	-	-	-	-	-	-	-
Absentee	-	-	-	-	-	-	-	-	-	-
WEST FINLEY										
Normal	-	-	-	-	-	-	-	-	-	-
Absentee	-	-	-	-	-	-	-	-	-	-
EAST FINLEY										
Normal	-	-	-	-	-	-	-	-	-	-
Absentee	-	-	-	-	-	-	-	-	-	-
NORTH GALLOWAY										
Normal	-	-	-	-	-	-	-	-	-	-
Absentee	-	-	-	-	-	-	-	-	-	-
SOUTH GALLOWAY										
Normal	-	-	-	-	-	-	-	-	-	-
Absentee	-	-	-	-	-	-	-	-	-	-
LEAD HILL / OLDFIELD										
Normal	-	-	-	-	-	-	-	-	-	-
Absentee	-	-	-	-	-	-	-	-	-	-
LINCOLN #1										
Normal	-	-	-	-	-	-	-	-	-	-
Absentee	-	-	-	-	-	-	-	-	-	-
NORTH LINN										
Normal	-	-	-	-	-	-	-	-	-	-
Absentee	-	-	-	-	-	-	-	-	-	-

Lisa Russell Back Esq.  

Statement of Votes Cast
GENERAL MUNICIPAL ELECTION
CHRISTIAN COUNTY, MISSOURI
TUESDAY, APRIL 5, 2016
April 5, 2016 General Election
April 8th 2016 OFFICIAL RESULTS

Date: 4/8/2016
Time: 12:46:04 PM

	CLEVER ALDERMAN, WEST WARD					BILLINGS MAYOR						
	Reg. Voters	Total Votes	KARA KAUFMAN	WRITE IN		Reg. Voters	Total Votes	MELISSA VENABLE	MICHAEL B. HODGES		WRITE IN	
McCRACKEN												
Normal	-	-	-	-	-	-	-	-	-	-	-	-
Absentee	-	-	-	-	-	-	-	-	-	-	-	-
POLK												
Normal	-	-	-	-	-	577	155	74 47.74%	79 50.97%		2 1.29%	
Absentee	-	-	-	-	-	577	0	0	0	-	0	
UNION CHAPEL												
Normal	-	-	-	-	-	-	-	-	-	-	-	-
Absentee	-	-	-	-	-	-	-	-	-	-	-	-
ROSEDALE #1A												
Normal	-	-	-	-	-	-	-	-	-	-	-	-
Absentee	-	-	-	-	-	-	-	-	-	-	-	-
GARDEN GROVE												
Normal	-	-	-	-	-	-	-	-	-	-	-	-
Absentee	-	-	-	-	-	-	-	-	-	-	-	-
NORTHVIEW #1												
Normal	-	-	-	-	-	-	-	-	-	-	-	-
Absentee	-	-	-	-	-	-	-	-	-	-	-	-
SPARTA												
Normal	-	-	-	-	-	-	-	-	-	-	-	-
Absentee	-	-	-	-	-	-	-	-	-	-	-	-
UNION CHAPEL #2												
Normal	-	-	-	-	-	-	-	-	-	-	-	-
Absentee	-	-	-	-	-	-	-	-	-	-	-	-
ROSEDALE #2												
Normal	-	-	-	-	-	-	-	-	-	-	-	-
Absentee	-	-	-	-	-	-	-	-	-	-	-	-
NORTHVIEW #2												
Normal	-	-	-	-	-	-	-	-	-	-	-	-
Absentee	-	-	-	-	-	-	-	-	-	-	-	-
ROSEDALE #1B												
Normal	-	-	-	-	-	-	-	-	-	-	-	-
Absentee	-	-	-	-	-	-	-	-	-	-	-	-
RIVERSIDE #2												
Normal	-	-	-	-	-	-	-	-	-	-	-	-
Absentee	-	-	-	-	-	-	-	-	-	-	-	-
CASSIDY #2												
Normal	-	-	-	-	-	-	-	-	-	-	-	-
Absentee	-	-	-	-	-	-	-	-	-	-	-	-

Tom Russell Clark Esq. *Reynold Graham*

Statement of Votes Cast
GENERAL MUNICIPAL ELECTION
CHRISTIAN COUNTY, MISSOURI
TUESDAY, APRIL 5, 2016
April 5, 2016 General Election
April 8th 2016 OFFICIAL RESULTS

Date: 4/8/2016
Time: 12:46:04 PM

	CLEVER ALDERMAN, WEST WARD							BILLINGS MAYOR						
	Reg. Voters	Total Votes	KARA KAUFMAN		WRITE IN			Reg. Voters	Total Votes	MELISSA VENABLE		MICHAEL B. HODGES		WRITE IN
LINCOLN #2														
Normal	753	100	96	96.00%	4	4.00%		-	-	-	-	-	-	-
Absentee	753	0	0	-	0	-		-	-	-	-	-	-	-
ABSENTEE														
Normal	0	0	0	-	0	-		0	0	0	-	0	-	0
Absentee	0	2	2	100.00%	0	-		0	6	3	50.00%	3	50.00%	0
Total														
Normal	753	100	96	96.00%	4	4.00%		577	155	74	47.74%	79	50.97%	2 1.29%
Absentee	753	2	2	100.00%	0	-		577	6	3	50.00%	3	50.00%	0
Total	753	102	98	96.08%	4	3.92%		577	161	77	47.83%	82	50.93%	2 1.24%

For Russell
Earl E. Smith
Russell E. Smith
Tom Smith

Statement of Votes Cast
GENERAL MUNICIPAL ELECTION
CHRISTIAN COUNTY, MISSOURI
TUESDAY, APRIL 5, 2016
April 5, 2016 General Election
April 8th 2016 OFFICIAL RESULTS

Date: 4/8/2016
Time: 12:46:04 PM

	BILLINGS ALDERPERSON, WARD I							BILLINGS ALDERPERSON, WARD II			
	Reg. Voters	Total Votes	HOLLY FENDER	KRISTI WILBANKS	WRITE IN			Reg. Voters	Total Votes	MICKEY BROWN	WRITE IN
Jursidiction Wide											
E. BENTON / BRUNER											
Normal		-	-	-	-	-	-		-	-	-
Absentee		-	-	-	-	-	-		-	-	-
W. BENTON / LINDEN											
Normal		-	-	-	-	-	-		-	-	-
Absentee		-	-	-	-	-	-		-	-	-
CHADWICK / S. LINN / GARRISON / SENECA											
Normal		-	-	-	-	-	-		-	-	-
Absentee		-	-	-	-	-	-		-	-	-
RIVERSIDE #1											
Normal		-	-	-	-	-	-		-	-	-
Absentee		-	-	-	-	-	-		-	-	-
CASSIDY #1											
Normal		-	-	-	-	-	-		-	-	-
Absentee		-	-	-	-	-	-		-	-	-
WEST FINLEY											
Normal		-	-	-	-	-	-		-	-	-
Absentee		-	-	-	-	-	-		-	-	-
EAST FINLEY											
Normal		-	-	-	-	-	-		-	-	-
Absentee		-	-	-	-	-	-		-	-	-
NORTH GALLOWAY											
Normal		-	-	-	-	-	-		-	-	-
Absentee		-	-	-	-	-	-		-	-	-
SOUTH GALLOWAY											
Normal		-	-	-	-	-	-		-	-	-
Absentee		-	-	-	-	-	-		-	-	-
LEAD HILL / OLDFIELD											
Normal		-	-	-	-	-	-		-	-	-
Absentee		-	-	-	-	-	-		-	-	-
LINCOLN #1											
Normal		-	-	-	-	-	-		-	-	-
Absentee		-	-	-	-	-	-		-	-	-
NORTH LINN											
Normal		-	-	-	-	-	-		-	-	-
Absentee		-	-	-	-	-	-		-	-	-

Jim Russell/Carol Cassin *John Graham*

Statement of Votes Cast
GENERAL MUNICIPAL ELECTION
CHRISTIAN COUNTY, MISSOURI
TUESDAY, APRIL 5, 2016
April 5, 2016 General Election
April 8th 2016 OFFICIAL RESULTS

Date: 4/8/2016
Time: 12:46:04 PM

	BILLINGS ALDERPERSON, WARD I							BILLINGS ALDERPERSON, WARD II						
	Reg. Voters	Total Votes	HOLLY FENDER		KRISTI WILBANKS		WRITE IN	Reg. Voters	Total Votes	MICKEY BROWN		WRITE IN		
McCRACKEN														
Normal	-	-	-	-	-	-	-	-	-	-	-	-	-	-
Absentee	-	-	-	-	-	-	-	-	-	-	-	-	-	-
POLK														
Normal	155	41	26	63.41%	15	36.59%	0	212	51	50	98.04%	1	1.96%	
Absentee	155	0	0	-	0	-	0	212	0	0	-	0		
UNION CHAPEL														
Normal	-	-	-	-	-	-	-	-	-	-	-	-	-	-
Absentee	-	-	-	-	-	-	-	-	-	-	-	-	-	-
ROSEDALE #1A														
Normal	-	-	-	-	-	-	-	-	-	-	-	-	-	-
Absentee	-	-	-	-	-	-	-	-	-	-	-	-	-	-
GARDEN GROVE														
Normal	-	-	-	-	-	-	-	-	-	-	-	-	-	-
Absentee	-	-	-	-	-	-	-	-	-	-	-	-	-	-
NORTHVIEW #1														
Normal	-	-	-	-	-	-	-	-	-	-	-	-	-	-
Absentee	-	-	-	-	-	-	-	-	-	-	-	-	-	-
SPARTA														
Normal	-	-	-	-	-	-	-	-	-	-	-	-	-	-
Absentee	-	-	-	-	-	-	-	-	-	-	-	-	-	-
UNION CHAPEL #2														
Normal	-	-	-	-	-	-	-	-	-	-	-	-	-	-
Absentee	-	-	-	-	-	-	-	-	-	-	-	-	-	-
ROSEDALE #2														
Normal	-	-	-	-	-	-	-	-	-	-	-	-	-	-
Absentee	-	-	-	-	-	-	-	-	-	-	-	-	-	-
NORTHVIEW #2														
Normal	-	-	-	-	-	-	-	-	-	-	-	-	-	-
Absentee	-	-	-	-	-	-	-	-	-	-	-	-	-	-
ROSEDALE #1B														
Normal	-	-	-	-	-	-	-	-	-	-	-	-	-	-
Absentee	-	-	-	-	-	-	-	-	-	-	-	-	-	-
RIVERSIDE #2														
Normal	-	-	-	-	-	-	-	-	-	-	-	-	-	-
Absentee	-	-	-	-	-	-	-	-	-	-	-	-	-	-
CASSIDY #2														
Normal	-	-	-	-	-	-	-	-	-	-	-	-	-	-
Absentee	-	-	-	-	-	-	-	-	-	-	-	-	-	-



Statement of Votes Cast
GENERAL MUNICIPAL ELECTION
CHRISTIAN COUNTY, MISSOURI
TUESDAY, APRIL 5, 2016
April 5, 2016 General Election
April 8th 2016 OFFICIAL RESULTS

Date: 4/8/2016
Time: 12:46:04 PM

	BILLINGS ALDERPERSON, WARD I								BILLINGS ALDERPERSON, WARD II						
	Reg. Voters	Total Votes	HOLLY FENDER		KRISTI WILBANKS		WRITE IN		Reg. Voters	Total Votes	MICKEY BROWN		WRITE IN		
LINCOLN #2															
Normal	-	-	-	-	-	-	-	-	-	-	-	-	-	-	-
Absentee	-	-	-	-	-	-	-	-	-	-	-	-	-	-	-
ABSENTEE															
Normal	0	0	0	-	0	-	0	-	0	0	0	-	0	-	-
Absentee	0	3	3	100.00%	0	-	0	-	0	2	2	100.00%	0	-	-
Total															
Normal	155	41	26	63.41%	15	36.59%	0	-	212	51	50	98.04%	1	1.96%	-
Absentee	155	3	3	100.00%	0	-	0	-	212	2	2	100.00%	0	-	-
Total	155	44	29	65.91%	15	34.09%	0	-	212	53	52	98.11%	1	1.89%	-

Lia Murrell
Carol Esick
Robert Graham
Jim LaF

Statement of Votes Cast
GENERAL MUNICIPAL ELECTION
CHRISTIAN COUNTY, MISSOURI
TUESDAY, APRIL 5, 2016
April 5, 2016 General Election
April 8th 2016 OFFICIAL RESULTS

Date: 4/8/2016
Time: 12:46:04 PM

	BILLINGS ALDERPERSON, WARD III					BILLINGS QUESTION			
	Reg. Voters	Total Votes	JESSIE COKER	WRITE IN		Reg. Voters	Total Votes	YES	NO
Jursidiction Wide									
E. BENTON / BRUNER									
Normal	-	-	-	-	-	-	-	-	-
Absentee	-	-	-	-	-	-	-	-	-
W. BENTON / LINDEN									
Normal	-	-	-	-	-	-	-	-	-
Absentee	-	-	-	-	-	-	-	-	-
CHADWICK / S. LINN / GARRISON / SENECA									
Normal	-	-	-	-	-	-	-	-	-
Absentee	-	-	-	-	-	-	-	-	-
RIVERSIDE #1									
Normal	-	-	-	-	-	-	-	-	-
Absentee	-	-	-	-	-	-	-	-	-
CASSIDY #1									
Normal	-	-	-	-	-	-	-	-	-
Absentee	-	-	-	-	-	-	-	-	-
WEST FINLEY									
Normal	-	-	-	-	-	-	-	-	-
Absentee	-	-	-	-	-	-	-	-	-
EAST FINLEY									
Normal	-	-	-	-	-	-	-	-	-
Absentee	-	-	-	-	-	-	-	-	-
NORTH GALLOWAY									
Normal	-	-	-	-	-	-	-	-	-
Absentee	-	-	-	-	-	-	-	-	-
SOUTH GALLOWAY									
Normal	-	-	-	-	-	-	-	-	-
Absentee	-	-	-	-	-	-	-	-	-
LEAD HILL / OLDFIELD									
Normal	-	-	-	-	-	-	-	-	-
Absentee	-	-	-	-	-	-	-	-	-
LINCOLN #1									
Normal	-	-	-	-	-	-	-	-	-
Absentee	-	-	-	-	-	-	-	-	-
NORTH LINN									
Normal	-	-	-	-	-	-	-	-	-
Absentee	-	-	-	-	-	-	-	-	-





Statement of Votes Cast
GENERAL MUNICIPAL ELECTION
CHRISTIAN COUNTY, MISSOURI
TUESDAY, APRIL 5, 2016
April 5, 2016 General Election
April 8th 2016 OFFICIAL RESULTS

Date: 4/8/2016
Time: 12:46:04 PM





	BILLINGS ALDERPERSON, WARD III						BILLINGS QUESTION					
	Reg. Voters	Total Votes	JESSIE COKER		WRITE IN		Reg. Voters	Total Votes	YES		NO	
McCRACKEN												
Normal	-	-	-	-	-	-	-	-	-	-	-	-
Absentee	-	-	-	-	-	-	-	-	-	-	-	-
POLK												
Normal	210	52	51	98.08%	1	1.92%	577	157	124	78.98%	33	21.02%
Absentee	210	0	0	-	0	-	577	0	0	-	0	-
UNION CHAPEL												
Normal	-	-	-	-	-	-	-	-	-	-	-	-
Absentee	-	-	-	-	-	-	-	-	-	-	-	-
ROSEDALE #1A												
Normal	-	-	-	-	-	-	-	-	-	-	-	-
Absentee	-	-	-	-	-	-	-	-	-	-	-	-
GARDEN GROVE												
Normal	-	-	-	-	-	-	-	-	-	-	-	-
Absentee	-	-	-	-	-	-	-	-	-	-	-	-
NORTHVIEW #1												
Normal	-	-	-	-	-	-	-	-	-	-	-	-
Absentee	-	-	-	-	-	-	-	-	-	-	-	-
SPARTA												
Normal	-	-	-	-	-	-	-	-	-	-	-	-
Absentee	-	-	-	-	-	-	-	-	-	-	-	-
UNION CHAPEL #2												
Normal	-	-	-	-	-	-	-	-	-	-	-	-
Absentee	-	-	-	-	-	-	-	-	-	-	-	-
ROSEDALE #2												
Normal	-	-	-	-	-	-	-	-	-	-	-	-
Absentee	-	-	-	-	-	-	-	-	-	-	-	-
NORTHVIEW #2												
Normal	-	-	-	-	-	-	-	-	-	-	-	-
Absentee	-	-	-	-	-	-	-	-	-	-	-	-
ROSEDALE #1B												
Normal	-	-	-	-	-	-	-	-	-	-	-	-
Absentee	-	-	-	-	-	-	-	-	-	-	-	-
RIVERSIDE #2												
Normal	-	-	-	-	-	-	-	-	-	-	-	-
Absentee	-	-	-	-	-	-	-	-	-	-	-	-
CASSIDY #2												
Normal	-	-	-	-	-	-	-	-	-	-	-	-
Absentee	-	-	-	-	-	-	-	-	-	-	-	-

For Russell Cook Essick *Don Bradley* *For Cook*

Statement of Votes Cast
GENERAL MUNICIPAL ELECTION
CHRISTIAN COUNTY, MISSOURI
TUESDAY, APRIL 5, 2016
April 5, 2016 General Election
April 8th 2016 OFFICIAL RESULTS

Date: 4/8/2016
Time: 12:46:04 PM

	BILLINGS ALDERPERSON, WARD III						BILLINGS QUESTION					
	Reg. Voters	Total Votes	JESSIE COKER		WRITE IN		Reg. Voters	Total Votes	YES		NO	
LINCOLN #2												
Normal	-	-	-	-	-	-	-	-	-	-	-	-
Absentee	-	-	-	-	-	-	-	-	-	-	-	-
ABSENTEE												
Normal	0	0	0	-	0	-	0	0	0	-	0	-
Absentee	0	1	1	100.00%	0	-	0	5	5	100.00%	0	-
Total												
Normal	210	52	51	98.08%	1	1.92%	577	157	124	78.98%	33	21.02%
Absentee	210	1	1	100.00%	0	-	577	5	5	100.00%	0	-
Total	210	53	52	98.11%	1	1.89%	577	162	129	79.63%	33	20.37%

Statement of Votes Cast
GENERAL MUNICIPAL ELECTION
CHRISTIAN COUNTY, MISSOURI
TUESDAY, APRIL 5, 2016
April 5, 2016 General Election
April 8th 2016 OFFICIAL RESULTS

Date: 4/8/2016
Time: 12:46:04 PM

	REPUBLIC MAYOR					REPUBLIC COUNCIL MEMBER, WARD 4				
	Reg. Voters	Total Votes	BRIAN C. BUCKNER	WRITE IN		Reg. Voters	Total Votes	CHARLIE BRASHERS	WRITE IN	
Jursidiction Wide										
E. BENTON / BRUNER										
Normal	-	-	-	-	-	-	-	-	-	-
Absentee	-	-	-	-	-	-	-	-	-	-
W. BENTON / LINDEN										
Normal	-	-	-	-	-	-	-	-	-	-
Absentee	-	-	-	-	-	-	-	-	-	-
CHADWICK / S. LINN / GARRISON / SENECA										
Normal	-	-	-	-	-	-	-	-	-	-
Absentee	-	-	-	-	-	-	-	-	-	-
RIVERSIDE #1										
Normal	-	-	-	-	-	-	-	-	-	-
Absentee	-	-	-	-	-	-	-	-	-	-
CASSIDY #1										
Normal	-	-	-	-	-	-	-	-	-	-
Absentee	-	-	-	-	-	-	-	-	-	-
WEST FINLEY										
Normal	-	-	-	-	-	-	-	-	-	-
Absentee	-	-	-	-	-	-	-	-	-	-
EAST FINLEY										
Normal	-	-	-	-	-	-	-	-	-	-
Absentee	-	-	-	-	-	-	-	-	-	-
NORTH GALLOWAY										
Normal	-	-	-	-	-	-	-	-	-	-
Absentee	-	-	-	-	-	-	-	-	-	-
SOUTH GALLOWAY										
Normal	-	-	-	-	-	-	-	-	-	-
Absentee	-	-	-	-	-	-	-	-	-	-
LEAD HILL / OLDFIELD										
Normal	-	-	-	-	-	-	-	-	-	-
Absentee	-	-	-	-	-	-	-	-	-	-
LINCOLN #1										
Normal	-	-	-	-	-	-	-	-	-	-
Absentee	-	-	-	-	-	-	-	-	-	-
NORTH LINN										
Normal	-	-	-	-	-	-	-	-	-	-
Absentee	-	-	-	-	-	-	-	-	-	-

Don Russell Esch *Don K. Miller* *Jim Vande*

Statement of Votes Cast
GENERAL MUNICIPAL ELECTION
CHRISTIAN COUNTY, MISSOURI
TUESDAY, APRIL 5, 2016
April 5, 2016 General Election
April 8th 2016 OFFICIAL RESULTS

Date: 4/8/2016
Time: 12:46:04 PM

	REPUBLIC MAYOR					REPUBLIC COUNCIL MEMBER, WARD 4				
	Reg. Voters	Total Votes	BRIAN C. BUCKNER		WRITE IN	Reg. Voters	Total Votes	CHARLIE BRASHERS		WRITE IN
McCRACKEN										
Normal	-	-	-	-	-	-	-	-	-	-
Absentee	-	-	-	-	-	-	-	-	-	-
POLK										
Normal	62	3	3 100.00%		0	62	3	3 100.00%		0
Absentee	62	0	0 -		0	62	0	0 -		0
UNION CHAPEL										
Normal	-	-	-	-	-	-	-	-	-	-
Absentee	-	-	-	-	-	-	-	-	-	-
ROSEDALE #1A										
Normal	-	-	-	-	-	-	-	-	-	-
Absentee	-	-	-	-	-	-	-	-	-	-
GARDEN GROVE										
Normal	-	-	-	-	-	-	-	-	-	-
Absentee	-	-	-	-	-	-	-	-	-	-
NORTHVIEW #1										
Normal	-	-	-	-	-	-	-	-	-	-
Absentee	-	-	-	-	-	-	-	-	-	-
SPARTA										
Normal	-	-	-	-	-	-	-	-	-	-
Absentee	-	-	-	-	-	-	-	-	-	-
UNION CHAPEL #2										
Normal	-	-	-	-	-	-	-	-	-	-
Absentee	-	-	-	-	-	-	-	-	-	-
ROSEDALE #2										
Normal	-	-	-	-	-	-	-	-	-	-
Absentee	-	-	-	-	-	-	-	-	-	-
NORTHVIEW #2										
Normal	-	-	-	-	-	-	-	-	-	-
Absentee	-	-	-	-	-	-	-	-	-	-
ROSEDALE #1B										
Normal	-	-	-	-	-	-	-	-	-	-
Absentee	-	-	-	-	-	-	-	-	-	-
RIVERSIDE #2										
Normal	-	-	-	-	-	-	-	-	-	-
Absentee	-	-	-	-	-	-	-	-	-	-
CASSIDY #2										
Normal	-	-	-	-	-	-	-	-	-	-
Absentee	-	-	-	-	-	-	-	-	-	-

Jim Russell *Paul Erick* *John C. Brown* *[Signature]*

Statement of Votes Cast
GENERAL MUNICIPAL ELECTION
CHRISTIAN COUNTY, MISSOURI
TUESDAY, APRIL 5, 2016
April 5, 2016 General Election
April 8th 2016 OFFICIAL RESULTS

Date: 4/8/2016
Time: 12:46:04 PM

	REPUBLIC MAYOR					REPUBLIC COUNCIL MEMBER, WARD 4				
	Reg. Voters	Total Votes	BRIAN C. BUCKNER	WRITE IN		Reg. Voters	Total Votes	CHARLIE BRASHERS	WRITE IN	
LINCOLN #2										
Normal	-	-	-	-	-	-	-	-	-	-
Absentee	-	-	-	-	-	-	-	-	-	-
ABSENTEE										
Normal	0	0	0	-	0	0	0	0	-	0
Absentee	0	0	0	-	0	0	0	0	-	0
Total										
Normal	62	3	3 100.00%	0		62	3	3 100.00%	0	
Absentee	62	0	0 -	0		62	0	0 -	0	
Total	62	3	3 100.00%	0		62	3	3 100.00%	0	

Lisa Russell
Carol Esch
Don L. Brasher
Tom J. Hill

Statement of Votes Cast
GENERAL MUNICIPAL ELECTION
CHRISTIAN COUNTY, MISSOURI
TUESDAY, APRIL 5, 2016
April 5, 2016 General Election
April 8th 2016 OFFICIAL RESULTS

Date: 4/8/2016
Time: 12:46:04 PM

	NIXA COUNCIL MEMBER, DISTRICT I							NIXA COUNCIL MEMBER, DISTRICT II			
	Reg. Voters	Total Votes	KENDAL R. DINGUS	RYAN KEATING	WRITE IN			Reg. Voters	Total Votes	ARON PETERSON	WRITE IN
Jursidiction Wide											
E. BENTON / BRUNER											
Normal	-	-	-	-	-	-	-	-	-	-	-
Absentee	-	-	-	-	-	-	-	-	-	-	-
W. BENTON / LINDEN											
Normal	-	-	-	-	-	-	-	-	-	-	-
Absentee	-	-	-	-	-	-	-	-	-	-	-
CHADWICK / S. LINN / GARRISON / SENECA											
Normal	-	-	-	-	-	-	-	-	-	-	-
Absentee	-	-	-	-	-	-	-	-	-	-	-
RIVERSIDE #1											
Normal	-	-	-	-	-	-	-	-	-	-	-
Absentee	-	-	-	-	-	-	-	-	-	-	-
CASSIDY #1											
Normal	-	-	-	-	-	-	-	-	-	-	-
Absentee	-	-	-	-	-	-	-	-	-	-	-
WEST FINLEY											
Normal	-	-	-	-	-	-	-	-	-	-	-
Absentee	-	-	-	-	-	-	-	-	-	-	-
EAST FINLEY											
Normal	-	-	-	-	-	-	-	-	-	-	-
Absentee	-	-	-	-	-	-	-	-	-	-	-
NORTH GALLOWAY											
Normal	-	-	-	-	-	-	-	-	-	-	-
Absentee	-	-	-	-	-	-	-	-	-	-	-
SOUTH GALLOWAY											
Normal	-	-	-	-	-	-	-	-	-	-	-
Absentee	-	-	-	-	-	-	-	-	-	-	-
LEAD HILL / OLDFIELD											
Normal	-	-	-	-	-	-	-	-	-	-	-
Absentee	-	-	-	-	-	-	-	-	-	-	-
LINCOLN #1											
Normal	-	-	-	-	-	-	-	-	-	-	-
Absentee	-	-	-	-	-	-	-	-	-	-	-
NORTH LINN											
Normal	-	-	-	-	-	-	-	-	-	-	-
Absentee	-	-	-	-	-	-	-	-	-	-	-

Tom Russell
Earl Erick
Dale Graham
Jim Smith

Statement of Votes Cast
GENERAL MUNICIPAL ELECTION
CHRISTIAN COUNTY, MISSOURI
TUESDAY, APRIL 5, 2016
April 5, 2016 General Election
April 8th 2016 OFFICIAL RESULTS

Date: 4/8/2016
Time: 12:46:04 PM

	NIXA COUNCIL MEMBER, DISTRICT I								NIXA COUNCIL MEMBER, DISTRICT II					
	Reg. Voters	Total Votes	KENDAL R. DINGUS		RYAN KEATING		WRITE IN		Reg. Voters	Total Votes	ARON PETERSON		WRITE IN	
McCRACKEN														
Normal	-	-	-	-	-	-	-	-	-	-	-	-	-	-
Absentee	-	-	-	-	-	-	-	-	-	-	-	-	-	-
POLK														
Normal	-	-	-	-	-	-	-	-	-	-	-	-	-	-
Absentee	-	-	-	-	-	-	-	-	-	-	-	-	-	-
UNION CHAPEL														
Normal	2276	295	118	40.00%	176	59.66%	1	0.34%	356	55	55	100.00%	0	
Absentee	2276	0	0	-	0	-	0		356	0	0	-	0	
ROSEDALE #1A														
Normal	-	-	-	-	-	-	-	-	-	-	-	-	-	-
Absentee	-	-	-	-	-	-	-	-	-	-	-	-	-	-
GARDEN GROVE														
Normal	-	-	-	-	-	-	-	-	1519	181	176	97.24%	5	2.76%
Absentee	-	-	-	-	-	-	-	-	1519	0	0	-	0	
NORTHVIEW #1														
Normal	2722	344	160	46.51%	183	53.20%	1	0.29%	-	-	-	-	-	-
Absentee	2722	0	0	-	0	-	0		-	-	-	-	-	-
SPARTA														
Normal	-	-	-	-	-	-	-	-	-	-	-	-	-	-
Absentee	-	-	-	-	-	-	-	-	-	-	-	-	-	-
UNION CHAPEL #2														
Normal	-	-	-	-	-	-	-	-	-	-	-	-	-	-
Absentee	-	-	-	-	-	-	-	-	-	-	-	-	-	-
ROSEDALE #2														
Normal	-	-	-	-	-	-	-	-	-	-	-	-	-	-
Absentee	-	-	-	-	-	-	-	-	-	-	-	-	-	-
NORTHVIEW #2														
Normal	-	-	-	-	-	-	-	-	1186	151	147	97.35%	4	2.65%
Absentee	-	-	-	-	-	-	-	-	1186	0	0	-	0	
ROSEDALE #1B														
Normal	-	-	-	-	-	-	-	-	440	34	33	97.06%	1	2.94%
Absentee	-	-	-	-	-	-	-	-	440	0	0	-	0	
RIVERSIDE #2														
Normal	-	-	-	-	-	-	-	-	-	-	-	-	-	-
Absentee	-	-	-	-	-	-	-	-	-	-	-	-	-	-
CASSIDY #2														
Normal	-	-	-	-	-	-	-	-	-	-	-	-	-	-
Absentee	-	-	-	-	-	-	-	-	-	-	-	-	-	-

Jim Quisenberry, Carl Essick, [Signature], [Signature]

Statement of Votes Cast
GENERAL MUNICIPAL ELECTION
CHRISTIAN COUNTY, MISSOURI
TUESDAY, APRIL 5, 2016
April 5, 2016 General Election
April 8th 2016 OFFICIAL RESULTS

Date: 4/8/2016
Time: 12:46:04 PM

	NIXA COUNCIL MEMBER, DISTRICT I								NIXA COUNCIL MEMBER, DISTRICT II					
	Reg. Voters	Total Votes	KENDAL R. DINGUS		RYAN KEATING		WRITE IN		Reg. Voters	Total Votes	ARON PETERSON		WRITE IN	
LINCOLN #2														
Normal	-	-	-	-	-	-	-	-	-	-	-	-	-	-
Absentee	-	-	-	-	-	-	-	-	-	-	-	-	-	-
ABSENTEE														
Normal	0	0	0	-	0	-	0	-	0	0	0	-	0	-
Absentee	0	60	19	31.67%	41	68.33%	0	-	0	38	38	100.00%	0	-
Total														
Normal	4998	639	278	43.51%	359	56.18%	2	0.31%	3501	421	411	97.62%	10	2.38%
Absentee	4998	60	19	31.67%	41	68.33%	0	-	3501	38	38	100.00%	0	-
Total	4998	699	297	42.49%	400	57.22%	2	0.29%	3501	459	449	97.82%	10	2.18%

Jim Russell
Caleb Esch
Don Gordon



Statement of Votes Cast
GENERAL MUNICIPAL ELECTION
CHRISTIAN COUNTY, MISSOURI
TUESDAY, APRIL 5, 2016
April 5, 2016 General Election
April 8th 2016 OFFICIAL RESULTS

Date: 4/8/2016
Time: 12:46:04 PM

NIXA COUNCIL MEMBER, DISTRICT III

	Reg. Voters	Total Votes	JUSTIN ORF	DARLENE GRAHAM	WRITE IN
Jursidiction Wide					
E. BENTON / BRUNER					
Normal	-	-	-	-	-
Absentee	-	-	-	-	-
W. BENTON / LINDEN					
Normal	-	-	-	-	-
Absentee	-	-	-	-	-
CHADWICK / S. LINN / GARRISON / SENECA					
Normal	-	-	-	-	-
Absentee	-	-	-	-	-
RIVERSIDE #1					
Normal	-	-	-	-	-
Absentee	-	-	-	-	-
CASSIDY #1					
Normal	-	-	-	-	-
Absentee	-	-	-	-	-
WEST FINLEY					
Normal	-	-	-	-	-
Absentee	-	-	-	-	-
EAST FINLEY					
Normal	-	-	-	-	-
Absentee	-	-	-	-	-
NORTH GALLOWAY					
Normal	-	-	-	-	-
Absentee	-	-	-	-	-
SOUTH GALLOWAY					
Normal	-	-	-	-	-
Absentee	-	-	-	-	-
LEAD HILL / OLDFIELD					
Normal	-	-	-	-	-
Absentee	-	-	-	-	-
LINCOLN #1					
Normal	-	-	-	-	-
Absentee	-	-	-	-	-
NORTH LINN					
Normal	-	-	-	-	-
Absentee	-	-	-	-	-

Tom Russell *Carl Esch* *Don Conner* *Paul*

Statement of Votes Cast
GENERAL MUNICIPAL ELECTION
CHRISTIAN COUNTY, MISSOURI
TUESDAY, APRIL 5, 2016
April 5, 2016 General Election
April 8th 2016 OFFICIAL RESULTS

Date: 4/8/2016
Time: 12:46:04 PM

NIXA COUNCIL MEMBER, DISTRICT III

	Reg. Voters	Total Votes	JUSTIN ORF		DARLENE GRAHAM		WRITE IN	
McCRACKEN								
Normal	-	-	-	-	-	-	-	-
Absentee	-	-	-	-	-	-	-	-
POLK								
Normal	-	-	-	-	-	-	-	-
Absentee	-	-	-	-	-	-	-	-
UNION CHAPEL								
Normal	-	-	-	-	-	-	-	-
Absentee	-	-	-	-	-	-	-	-
ROSEDALE #1A								
Normal	2029	252	152	60.32%	99	39.29%	1	0.40%
Absentee	2029	0	0	-	0	-	0	-
GARDEN GROVE								
Normal	-	-	-	-	-	-	-	-
Absentee	-	-	-	-	-	-	-	-
NORTHVIEW #1								
Normal	-	-	-	-	-	-	-	-
Absentee	-	-	-	-	-	-	-	-
SPARTA								
Normal	-	-	-	-	-	-	-	-
Absentee	-	-	-	-	-	-	-	-
UNION CHAPEL #2								
Normal	-	-	-	-	-	-	-	-
Absentee	-	-	-	-	-	-	-	-
ROSEDALE #2								
Normal	-	-	-	-	-	-	-	-
Absentee	-	-	-	-	-	-	-	-
NORTHVIEW #2								
Normal	-	-	-	-	-	-	-	-
Absentee	-	-	-	-	-	-	-	-
ROSEDALE #1B								
Normal	1421	186	112	60.22%	74	39.78%	0	-
Absentee	1421	0	0	-	0	-	0	-
RIVERSIDE #2								
Normal	-	-	-	-	-	-	-	-
Absentee	-	-	-	-	-	-	-	-
CASSIDY #2								
Normal	-	-	-	-	-	-	-	-
Absentee	-	-	-	-	-	-	-	-

Don Russell *Earl Esch* *Bob Graham* *Jim Pelt*

Statement of Votes Cast
GENERAL MUNICIPAL ELECTION
CHRISTIAN COUNTY, MISSOURI
TUESDAY, APRIL 5, 2016
April 5, 2016 General Election
April 8th 2016 OFFICIAL RESULTS

Date: 4/8/2016
Time: 12:46:04 PM

NIXA COUNCIL MEMBER, DISTRICT III

	Reg. Voters	Total Votes	JUSTIN ORF		DARLENE GRAHAM		WRITE IN	
LINCOLN #2								
Normal	-	-	-	-	-	-	-	-
Absentee	-	-	-	-	-	-	-	-
ABSENTEE								
Normal	0	0	0	-	0	-	0	-
Absentee	0	29	7	24.14%	22	75.86%	0	-
Total								
Normal	3450	438	264	60.27%	173	39.50%	1	0.23%
Absentee	3450	29	7	24.14%	22	75.86%	0	-
Total	3450	467	271	58.03%	195	41.76%	1	0.21%

Jim Runnel

Carol E. Quirk

Chris Gordon

Statement of Votes Cast
GENERAL MUNICIPAL ELECTION
CHRISTIAN COUNTY, MISSOURI
TUESDAY, APRIL 5, 2016
April 5, 2016 General Election
April 8th 2016 OFFICIAL RESULTS

Date: 4/8/2016
Time: 12:46:04 PM

SPARTA ALDERMAN, WARD 1

	Reg. Voters	Total Votes	JASON L. STEPHENS	DIALA BROWN	BRUCE E. BRUTON	DOREEN CAGLE	WRITE IN
Jursidiction Wide							
E. BENTON / BRUNER							
Normal	-	-	-	-	-	-	-
Absentee	-	-	-	-	-	-	-
W. BENTON / LINDEN							
Normal	-	-	-	-	-	-	-
Absentee	-	-	-	-	-	-	-
CHADWICK / S. LINN / GARRISON / SENECA							
Normal	-	-	-	-	-	-	-
Absentee	-	-	-	-	-	-	-
RIVERSIDE #1							
Normal	-	-	-	-	-	-	-
Absentee	-	-	-	-	-	-	-
CASSIDY #1							
Normal	-	-	-	-	-	-	-
Absentee	-	-	-	-	-	-	-
WEST FINLEY							
Normal	-	-	-	-	-	-	-
Absentee	-	-	-	-	-	-	-
EAST FINLEY							
Normal	-	-	-	-	-	-	-
Absentee	-	-	-	-	-	-	-
NORTH GALLOWAY							
Normal	-	-	-	-	-	-	-
Absentee	-	-	-	-	-	-	-
SOUTH GALLOWAY							
Normal	-	-	-	-	-	-	-
Absentee	-	-	-	-	-	-	-
LEAD HILL / OLDFIELD							
Normal	-	-	-	-	-	-	-
Absentee	-	-	-	-	-	-	-
LINCOLN #1							
Normal	-	-	-	-	-	-	-
Absentee	-	-	-	-	-	-	-
NORTH LINN							
Normal	-	-	-	-	-	-	-
Absentee	-	-	-	-	-	-	-

Lisa Russell
Carol E. Smith

Donna Cagle
Tom Cagle

Statement of Votes Cast
GENERAL MUNICIPAL ELECTION
CHRISTIAN COUNTY, MISSOURI
TUESDAY, APRIL 5, 2016
April 5, 2016 General Election
April 8th 2016 OFFICIAL RESULTS

Date: 4/8/2016
Time: 12:46:04 PM

SPARTA ALDERMAN, WARD 1

	Reg. Voters	Total Votes	JASON L. STEPHENS		DIALA BROWN		BRUCE E. BRUTON		DOREEN CAGLE		WRITE IN	
McCRACKEN												
Normal		-	-	-	-	-	-	-	-	-	-	-
Absentee		-	-	-	-	-	-	-	-	-	-	-
POLK												
Normal		-	-	-	-	-	-	-	-	-	-	-
Absentee		-	-	-	-	-	-	-	-	-	-	-
UNION CHAPEL												
Normal		-	-	-	-	-	-	-	-	-	-	-
Absentee		-	-	-	-	-	-	-	-	-	-	-
ROSEDALE #1A												
Normal		-	-	-	-	-	-	-	-	-	-	-
Absentee		-	-	-	-	-	-	-	-	-	-	-
GARDEN GROVE												
Normal		-	-	-	-	-	-	-	-	-	-	-
Absentee		-	-	-	-	-	-	-	-	-	-	-
NORTHVIEW #1												
Normal		-	-	-	-	-	-	-	-	-	-	-
Absentee		-	-	-	-	-	-	-	-	-	-	-
SPARTA												
Normal	459	77	45	58.44%	8	10.39%	0	-	24	31.17%	0	
Absentee	459	0	0	-	0	-	0	-	0	-	0	
UNION CHAPEL #2												
Normal		-	-	-	-	-	-	-	-	-	-	-
Absentee		-	-	-	-	-	-	-	-	-	-	-
ROSEDALE #2												
Normal		-	-	-	-	-	-	-	-	-	-	-
Absentee		-	-	-	-	-	-	-	-	-	-	-
NORTHVIEW #2												
Normal		-	-	-	-	-	-	-	-	-	-	-
Absentee		-	-	-	-	-	-	-	-	-	-	-
ROSEDALE #1B												
Normal		-	-	-	-	-	-	-	-	-	-	-
Absentee		-	-	-	-	-	-	-	-	-	-	-
RIVERSIDE #2												
Normal		-	-	-	-	-	-	-	-	-	-	-
Absentee		-	-	-	-	-	-	-	-	-	-	-
CASSIDY #2												
Normal		-	-	-	-	-	-	-	-	-	-	-
Absentee		-	-	-	-	-	-	-	-	-	-	-

Jim Russell
Carl Smith

Robert Conner
Jim Cook

Statement of Votes Cast
GENERAL MUNICIPAL ELECTION
CHRISTIAN COUNTY, MISSOURI
TUESDAY, APRIL 5, 2016
April 5, 2016 General Election
April 8th 2016 OFFICIAL RESULTS

Date: 4/8/2016
Time: 12:46:04 PM

SPARTA ALDERMAN, WARD 1

	Reg. Voters	Total Votes	JASON L. STEPHENS	DIALA BROWN	BRUCE E. BRUTON	DOREEN CAGLE	WRITE IN
LINCOLN #2							
Normal	-	-	-	-	-	-	-
Absentee	-	-	-	-	-	-	-
ABSENTEE							
Normal	0	0	0	-	0	-	0
Absentee	0	4	0	-	2 50.00%	1 25.00%	1 25.00%
Total							
Normal	459	77	45 58.44%	8 10.39%	0	-	24 31.17%
Absentee	459	4	0	-	2 50.00%	1 25.00%	1 25.00%
Total	459	81	45 55.56%	10 12.35%	1 1.23%	25 30.86%	0

Jim Burnett
Carol Burnett
Robert Burnett *Jim Burnett*

Statement of Votes Cast
GENERAL MUNICIPAL ELECTION
CHRISTIAN COUNTY, MISSOURI
TUESDAY, APRIL 5, 2016
April 5, 2016 General Election
April 8th 2016 OFFICIAL RESULTS

Date: 4/8/2016
Time: 12:46:04 PM

	SPARTA ALDERMAN, WARD 2					FREMONT HILLS MAYOR				
	Reg. Voters	Total Votes	STEPHEN OTTEN	WRITE IN		Reg. Voters	Total Votes	LUKE DAVIS	WRITE IN	
Jursidiction Wide										
E. BENTON / BRUNER										
Normal		-	-	-	-		-	-	-	-
Absentee		-	-	-	-		-	-	-	-
W. BENTON / LINDEN										
Normal		-	-	-	-		-	-	-	-
Absentee		-	-	-	-		-	-	-	-
CHADWICK / S. LINN / GARRISON / SENECA										
Normal		-	-	-	-		-	-	-	-
Absentee		-	-	-	-		-	-	-	-
RIVERSIDE #1										
Normal		-	-	-	-		-	-	-	-
Absentee		-	-	-	-		-	-	-	-
CASSIDY #1										
Normal		-	-	-	-		-	-	-	-
Absentee		-	-	-	-		-	-	-	-
WEST FINLEY										
Normal		-	-	-	-		-	-	-	-
Absentee		-	-	-	-		-	-	-	-
EAST FINLEY										
Normal		-	-	-	-		-	-	-	-
Absentee		-	-	-	-		-	-	-	-
NORTH GALLOWAY										
Normal		-	-	-	-		-	-	-	-
Absentee		-	-	-	-		-	-	-	-
SOUTH GALLOWAY										
Normal		-	-	-	-		-	-	-	-
Absentee		-	-	-	-		-	-	-	-
LEAD HILL / OLDFIELD										
Normal		-	-	-	-		-	-	-	-
Absentee		-	-	-	-		-	-	-	-
LINCOLN #1										
Normal		-	-	-	-		-	-	-	-
Absentee		-	-	-	-		-	-	-	-
NORTH LINN										
Normal		-	-	-	-		-	-	-	-
Absentee		-	-	-	-		-	-	-	-

Jim Russell
Carl Erick

Don L. Galt
Jim Galt

Statement of Votes Cast
GENERAL MUNICIPAL ELECTION
CHRISTIAN COUNTY, MISSOURI
TUESDAY, APRIL 5, 2016
April 5, 2016 General Election
April 8th 2016 OFFICIAL RESULTS

Date: 4/8/2016
Time: 12:46:04 PM

	SPARTA ALDERMAN, WARD 2						FREMONT HILLS MAYOR					
	Reg. Voters	Total Votes	STEPHEN OTTEN		WRITE IN		Reg. Voters	Total Votes	LUKE DAVIS		WRITE IN	
McCRACKEN												
Normal	-	-	-	-	-	-	-	-	-	-	-	
Absentee	-	-	-	-	-	-	-	-	-	-	-	
POLK												
Normal	-	-	-	-	-	-	-	-	-	-	-	
Absentee	-	-	-	-	-	-	-	-	-	-	-	
UNION CHAPEL												
Normal	-	-	-	-	-	-	-	-	-	-	-	
Absentee	-	-	-	-	-	-	-	-	-	-	-	
ROSEDALE #1A												
Normal	-	-	-	-	-	-	-	-	-	-	-	
Absentee	-	-	-	-	-	-	-	-	-	-	-	
GARDEN GROVE												
Normal	-	-	-	-	-	-	-	-	-	-	-	
Absentee	-	-	-	-	-	-	-	-	-	-	-	
NORTHVIEW #1												
Normal	-	-	-	-	-	-	-	-	-	-	-	
Absentee	-	-	-	-	-	-	-	-	-	-	-	
SPARTA												
Normal	506	35	30	85.71%	5	14.29%	-	-	-	-	-	
Absentee	506	0	0	-	0	-	-	-	-	-	-	
UNION CHAPEL #2												
Normal	-	-	-	-	-	-	-	-	-	-	-	
Absentee	-	-	-	-	-	-	-	-	-	-	-	
ROSEDALE #2												
Normal	-	-	-	-	-	-	-	-	-	-	-	
Absentee	-	-	-	-	-	-	-	-	-	-	-	
NORTHVIEW #2												
Normal	-	-	-	-	-	-	-	-	-	-	-	
Absentee	-	-	-	-	-	-	-	-	-	-	-	
ROSEDALE #1B												
Normal	-	-	-	-	-	-	-	-	-	-	-	
Absentee	-	-	-	-	-	-	-	-	-	-	-	
RIVERSIDE #2												
Normal	-	-	-	-	-	-	-	-	-	-	-	
Absentee	-	-	-	-	-	-	-	-	-	-	-	
CASSIDY #2												
Normal	-	-	-	-	-	-	726	32	31	96.88%	1 3.12%	
Absentee	-	-	-	-	-	-	726	0	0	-	0	

Jim Dwyer
Leah Smith

John Graham
Tommy Smith

Statement of Votes Cast
 GENERAL MUNICIPAL ELECTION
 CHRISTIAN COUNTY, MISSOURI
 TUESDAY, APRIL 5, 2016
 April 5, 2016 General Election
 April 8th 2016 OFFICIAL RESULTS

Date: 4/8/2016
 Time: 12:46:04 PM

	SPARTA ALDERMAN, WARD 2						FREMONT HILLS MAYOR					
	Reg. Voters	Total Votes	STEPHEN OTTEN		WRITE IN		Reg. Voters	Total Votes	LUKE DAVIS		WRITE IN	
LINCOLN #2												
Normal	-	-	-	-	-	-	-	-	-	-	-	-
Absentee	-	-	-	-	-	-	-	-	-	-	-	-
ABSENTEE												
Normal	0	0	0	-	0	-	0	0	0	-	0	-
Absentee	0	0	0	-	0	-	0	9	9	100.00%	0	-
Total												
Normal	506	35	30	85.71%	5	14.29%	726	32	31	96.88%	1	3.12%
Absentee	506	0	0	-	0	-	726	9	9	100.00%	0	-
Total	506	35	30	85.71%	5	14.29%	726	41	40	97.56%	1	2.44%

Jim Wesely
 Earl E. Smith
 Paul Graham
 Joe Valle

Statement of Votes Cast
GENERAL MUNICIPAL ELECTION
CHRISTIAN COUNTY, MISSOURI
TUESDAY, APRIL 5, 2016
April 5, 2016 General Election
April 8th 2016 OFFICIAL RESULTS

Date: 4/8/2016
Time: 12:46:04 PM

	FREMONT HILLS ALDERMAN, WARD 1					FREMONT HILLS ALDERMAN, WARD 2				
	Reg. Voters	Total Votes	ANN LITTELL MILLS	WRITE IN		Reg. Voters	Total Votes	BUD ADDINGTON	WRITE IN	
Jursidiction Wide										
E. BENTON / BRUNER										
Normal	-	-	-	-	-	-	-	-	-	-
Absentee	-	-	-	-	-	-	-	-	-	-
W. BENTON / LINDEN										
Normal	-	-	-	-	-	-	-	-	-	-
Absentee	-	-	-	-	-	-	-	-	-	-
CHADWICK / S. LINN / GARRISON / SENECA										
Normal	-	-	-	-	-	-	-	-	-	-
Absentee	-	-	-	-	-	-	-	-	-	-
RIVERSIDE #1										
Normal	-	-	-	-	-	-	-	-	-	-
Absentee	-	-	-	-	-	-	-	-	-	-
CASSIDY #1										
Normal	-	-	-	-	-	-	-	-	-	-
Absentee	-	-	-	-	-	-	-	-	-	-
WEST FINLEY										
Normal	-	-	-	-	-	-	-	-	-	-
Absentee	-	-	-	-	-	-	-	-	-	-
EAST FINLEY										
Normal	-	-	-	-	-	-	-	-	-	-
Absentee	-	-	-	-	-	-	-	-	-	-
NORTH GALLOWAY										
Normal	-	-	-	-	-	-	-	-	-	-
Absentee	-	-	-	-	-	-	-	-	-	-
SOUTH GALLOWAY										
Normal	-	-	-	-	-	-	-	-	-	-
Absentee	-	-	-	-	-	-	-	-	-	-
LEAD HILL / OLDFIELD										
Normal	-	-	-	-	-	-	-	-	-	-
Absentee	-	-	-	-	-	-	-	-	-	-
LINCOLN #1										
Normal	-	-	-	-	-	-	-	-	-	-
Absentee	-	-	-	-	-	-	-	-	-	-
NORTH LINN										
Normal	-	-	-	-	-	-	-	-	-	-
Absentee	-	-	-	-	-	-	-	-	-	-

Jim Bruner
Carol E. Smith

Paul Bruner

Jim Bruner

Statement of Votes Cast
GENERAL MUNICIPAL ELECTION
CHRISTIAN COUNTY, MISSOURI
TUESDAY, APRIL 5, 2016
April 5, 2016 General Election
April 8th 2016 OFFICIAL RESULTS

Date: 4/8/2016
Time: 12:46:04 PM

	FREMONT HILLS ALDERMAN, WARD 1					FREMONT HILLS ALDERMAN, WARD 2				
	Reg. Voters	Total Votes	ANN LITTELL MILLS		WRITE IN	Reg. Voters	Total Votes	BUD ADDINGTON		WRITE IN
McCRACKEN										
Normal	-	-	-	-	-	-	-	-	-	-
Absentee	-	-	-	-	-	-	-	-	-	-
POLK										
Normal	-	-	-	-	-	-	-	-	-	-
Absentee	-	-	-	-	-	-	-	-	-	-
UNION CHAPEL										
Normal	-	-	-	-	-	-	-	-	-	-
Absentee	-	-	-	-	-	-	-	-	-	-
ROSEDALE #1A										
Normal	-	-	-	-	-	-	-	-	-	-
Absentee	-	-	-	-	-	-	-	-	-	-
GARDEN GROVE										
Normal	-	-	-	-	-	-	-	-	-	-
Absentee	-	-	-	-	-	-	-	-	-	-
NORTHVIEW #1										
Normal	-	-	-	-	-	-	-	-	-	-
Absentee	-	-	-	-	-	-	-	-	-	-
SPARTA										
Normal	-	-	-	-	-	-	-	-	-	-
Absentee	-	-	-	-	-	-	-	-	-	-
UNION CHAPEL #2										
Normal	-	-	-	-	-	-	-	-	-	-
Absentee	-	-	-	-	-	-	-	-	-	-
ROSEDALE #2										
Normal	-	-	-	-	-	-	-	-	-	-
Absentee	-	-	-	-	-	-	-	-	-	-
NORTHVIEW #2										
Normal	-	-	-	-	-	-	-	-	-	-
Absentee	-	-	-	-	-	-	-	-	-	-
ROSEDALE #1B										
Normal	-	-	-	-	-	-	-	-	-	-
Absentee	-	-	-	-	-	-	-	-	-	-
RIVERSIDE #2										
Normal	-	-	-	-	-	-	-	-	-	-
Absentee	-	-	-	-	-	-	-	-	-	-
CASSIDY #2										
Normal	208	12	12	100.00%	0	341	14	14	100.00%	0
Absentee	208	0	0	-	0	341	0	0	-	0

Don Carmel Crank *Patricia Conner* *[Signature]*

Statement of Votes Cast
GENERAL MUNICIPAL ELECTION
CHRISTIAN COUNTY, MISSOURI
TUESDAY, APRIL 5, 2016
April 5, 2016 General Election
April 8th 2016 OFFICIAL RESULTS

Date: 4/8/2016
Time: 12:46:04 PM

	FREMONT HILLS ALDERMAN, WARD 1					FREMONT HILLS ALDERMAN, WARD 2				
	Reg. Voters	Total Votes	ANN LITTELL MILLS		WRITE IN	Reg. Voters	Total Votes	BUD ADDINGTON		WRITE IN
LINCOLN #2										
Normal	-	-	-	-	-	-	-	-	-	-
Absentee	-	-	-	-	-	-	-	-	-	-
ABSENTEE										
Normal	0	0	0	-	0	0	0	0	-	0
Absentee	0	0	0	-	0	0	6	6	100.00%	0
Total										
Normal	208	12	12	100.00%	0	341	14	14	100.00%	0
Absentee	208	0	0	-	0	341	6	6	100.00%	0
Total	208	12	12	100.00%	0	341	20	20	100.00%	0

Lisa Russell
Carle Esch

Don C. Galt
John Walker

Statement of Votes Cast
GENERAL MUNICIPAL ELECTION
CHRISTIAN COUNTY, MISSOURI
TUESDAY, APRIL 5, 2016
April 5, 2016 General Election
April 8th 2016 OFFICIAL RESULTS

Date: 4/8/2016
Time: 12:46:04 PM

FREMONT HILLS ALDERMAN, WARD 3

	Reg. Voters	Total Votes	ALISA LOWRY	WRITE IN
Jursidiction Wide				
E. BENTON / BRUNER				
Normal	-	-	-	-
Absentee	-	-	-	-
W. BENTON / LINDEN				
Normal	-	-	-	-
Absentee	-	-	-	-
CHADWICK / S. LINN / GARRISON / SENECA				
Normal	-	-	-	-
Absentee	-	-	-	-
RIVERSIDE #1				
Normal	-	-	-	-
Absentee	-	-	-	-
CASSIDY #1				
Normal	-	-	-	-
Absentee	-	-	-	-
WEST FINLEY				
Normal	-	-	-	-
Absentee	-	-	-	-
EAST FINLEY				
Normal	-	-	-	-
Absentee	-	-	-	-
NORTH GALLOWAY				
Normal	-	-	-	-
Absentee	-	-	-	-
SOUTH GALLOWAY				
Normal	-	-	-	-
Absentee	-	-	-	-
LEAD HILL / OLDFIELD				
Normal	-	-	-	-
Absentee	-	-	-	-
LINCOLN #1				
Normal	-	-	-	-
Absentee	-	-	-	-
NORTH LINN				
Normal	-	-	-	-
Absentee	-	-	-	-

Ken Russell
Carl Smith

Debbie C. Carter
John Smith

Statement of Votes Cast
GENERAL MUNICIPAL ELECTION
CHRISTIAN COUNTY, MISSOURI
TUESDAY, APRIL 5, 2016
April 5, 2016 General Election
April 8th 2016 OFFICIAL RESULTS

Date: 4/8/2016
Time: 12:46:04 PM

FREMONT HILLS ALDERMAN, WARD 3

	Reg. Voters	Total Votes	ALISA LOWRY	WRITE IN
McCRACKEN				
Normal	-	-	-	-
Absentee	-	-	-	-
POLK				
Normal	-	-	-	-
Absentee	-	-	-	-
UNION CHAPEL				
Normal	-	-	-	-
Absentee	-	-	-	-
ROSEDALE #1A				
Normal	-	-	-	-
Absentee	-	-	-	-
GARDEN GROVE				
Normal	-	-	-	-
Absentee	-	-	-	-
NORTHVIEW #1				
Normal	-	-	-	-
Absentee	-	-	-	-
SPARTA				
Normal	-	-	-	-
Absentee	-	-	-	-
UNION CHAPEL #2				
Normal	-	-	-	-
Absentee	-	-	-	-
ROSEDALE #2				
Normal	-	-	-	-
Absentee	-	-	-	-
NORTHVIEW #2				
Normal	-	-	-	-
Absentee	-	-	-	-
ROSEDALE #1B				
Normal	-	-	-	-
Absentee	-	-	-	-
RIVERSIDE #2				
Normal	-	-	-	-
Absentee	-	-	-	-
CASSIDY #2				
Normal	177	5	5 100.00%	0
Absentee	177	0	0	0

Don Rums
Carl Essick
John L. Geller
Jim Galt

Statement of Votes Cast
GENERAL MUNICIPAL ELECTION
CHRISTIAN COUNTY, MISSOURI
TUESDAY, APRIL 5, 2016
April 5, 2016 General Election
April 8th 2016 OFFICIAL RESULTS

Date: 4/8/2016
Time: 12:46:04 PM

FREMONT HILLS ALDERMAN, WARD 3

	Reg. Voters	Total Votes	ALISA LOWRY	WRITE IN
LINCOLN #2				
Normal	-	-	-	-
Absentee	-	-	-	-
ABSENTEE				
Normal	0	0	0	0
Absentee	0	3	3 100.00%	0
Total				
Normal	177	5	5 100.00%	0
Absentee	177	3	3 100.00%	0
Total	177	8	8 100.00%	0

Eric Russell
Carol Essick
John Graham
Jim Vals

Supplemental Statement of Votes Cast
GENERAL MUNICIPAL ELECTION
CHRISTIAN COUNTY, MISSOURI
TUESDAY, APRIL 5, 2016
April 5, 2016 General Election
April 8th 2016 OFFICIAL RESULTS

Date: 4/8/2016
Time: 12:49:51 PM

AVA R-I SCHOOL BOARD DIRECTOR

	Reg. Voters	Total Votes	LOWELL STRONG	TROY TREDWAY	CONNIE (COLLINS) HETHERINGT	KENNY FLEETWOOD	MARK HENRY	WRITE IN	
BILLINGS									
Normal	577	0	0	-	0	-	0	-	0
Absentee	577	0	0	-	0	-	0	-	0
CLEVER									
Normal	1326	0	0	-	0	-	0	-	0
Absentee	1326	0	0	-	0	-	0	-	0
FREMONT HILLS									
Normal	726	0	0	-	0	-	0	-	0
Absentee	726	0	0	-	0	-	0	-	0
REPUBLIC M AND 4									
Normal	62	0	0	-	0	-	0	-	0
Absentee	62	0	0	-	0	-	0	-	0
SADDLEBROOKE									
Normal	160	0	0	-	0	-	0	-	0
Absentee	160	0	0	-	0	-	0	-	0
Total									
Normal	2851	0	0	-	0	-	0	-	0
Absentee	2851	0	0	-	0	-	0	-	0
Total	2851	0	0	-	0	-	0	-	0

Supplemental Statement of Votes Cast
GENERAL MUNICIPAL ELECTION
CHRISTIAN COUNTY, MISSOURI
TUESDAY, APRIL 5, 2016
April 5, 2016 General Election
April 8th 2016 OFFICIAL RESULTS

Date: 4/8/2016
Time: 12:49:51 PM

BRADLEYVILLE R-I SCHOOL BOARD DIRECTOR

	Reg. Voters	Total Votes	DELBERT JOHNSON	BOB CASE	JUSTIN COMBS	WRITE IN
BILLINGS						
Normal	577	0	0	- 0	- 0	- 0
Absentee	577	0	0	- 0	- 0	- 0
CLEVER						
Normal	1326	0	0	- 0	- 0	- 0
Absentee	1326	0	0	- 0	- 0	- 0
FREMONT HILLS						
Normal	726	0	0	- 0	- 0	- 0
Absentee	726	0	0	- 0	- 0	- 0
REPUBLIC M AND 4						
Normal	62	0	0	- 0	- 0	- 0
Absentee	62	0	0	- 0	- 0	- 0
SADDLEBROOKE						
Normal	160	0	0	- 0	- 0	- 0
Absentee	160	0	0	- 0	- 0	- 0
Total						
Normal	2851	0	0	- 0	- 0	- 0
Absentee	2851	0	0	- 0	- 0	- 0
Total	2851	0	0	- 0	- 0	- 0

Supplemental Statement of Votes Cast
GENERAL MUNICIPAL ELECTION
CHRISTIAN COUNTY, MISSOURI
TUESDAY, APRIL 5, 2016
April 5, 2016 General Election
April 8th 2016 OFFICIAL RESULTS

Date: 4/8/2016
Time: 12:49:51 PM

NIXA PUBLIC SCHOOL BOARD DIRECTOR

	Reg. Voters	Total Votes	GLENN R. SCOTT	MIKE COPELAND	DANIEL R. JESSEN	ERIC HOLGERSON	WRITE IN
BILLINGS							
Normal	577	0	0	- 0	- 0	- 0	- 0
Absentee	577	0	0	- 0	- 0	- 0	- 0
CLEVER							
Normal	1326	0	0	- 0	- 0	- 0	- 0
Absentee	1326	0	0	- 0	- 0	- 0	- 0
FREMONT HILLS							
Normal	726	0	0	- 0	- 0	- 0	- 0
Absentee	726	0	0	- 0	- 0	- 0	- 0
REPUBLIC M AND 4							
Normal	62	0	0	- 0	- 0	- 0	- 0
Absentee	62	0	0	- 0	- 0	- 0	- 0
SADDLEBROOKE							
Normal	160	0	0	- 0	- 0	- 0	- 0
Absentee	160	0	0	- 0	- 0	- 0	- 0
Total							
Normal	2851	0	0	- 0	- 0	- 0	- 0
Absentee	2851	0	0	- 0	- 0	- 0	- 0
Total	2851	0	0	- 0	- 0	- 0	- 0

Supplemental Statement of Votes Cast
GENERAL MUNICIPAL ELECTION
CHRISTIAN COUNTY, MISSOURI
TUESDAY, APRIL 5, 2016
April 5, 2016 General Election
April 8th 2016 OFFICIAL RESULTS

Date: 4/8/2016
Time: 12:49:51 PM

QUESTION					
	Reg. Voters	Total Votes	YES	NO	
BILLINGS					
Normal	577	0	0	-	0
Absentee	577	0	0	-	0
CLEVER					
Normal	1326	0	0	-	0
Absentee	1326	0	0	-	0
FREMONT HILLS					
Normal	726	0	0	-	0
Absentee	726	0	0	-	0
REPUBLIC M AND 4					
Normal	62	0	0	-	0
Absentee	62	0	0	-	0
SADDLEBROOKE					
Normal	160	0	0	-	0
Absentee	160	0	0	-	0
Total					
Normal	2851	0	0	-	0
Absentee	2851	0	0	-	0
Total	2851	0	0	-	0

Supplemental Statement of Votes Cast
GENERAL MUNICIPAL ELECTION
CHRISTIAN COUNTY, MISSOURI
TUESDAY, APRIL 5, 2016
April 5, 2016 General Election
April 8th 2016 OFFICIAL RESULTS

Date: 4/8/2016
Time: 12:49:51 PM

LOGAN-ROGERSVILLE R-VIII SCHOOL DIRECTOR

	Reg. Voters	Total Votes	WANDA COWAN	DWIGHT SAMUEL	MAURICE "DON" CARRIGAN	JULIE A. GIPSON	CHRISTINA A. THOMAS	WRITE IN
BILLINGS								
Normal	577	0	0	- 0	- 0	- 0	- 0	- 0
Absentee	577	0	0	- 0	- 0	- 0	- 0	- 0
CLEVER								
Normal	1326	0	0	- 0	- 0	- 0	- 0	- 0
Absentee	1326	0	0	- 0	- 0	- 0	- 0	- 0
FREMONT HILLS								
Normal	726	0	0	- 0	- 0	- 0	- 0	- 0
Absentee	726	0	0	- 0	- 0	- 0	- 0	- 0
REPUBLIC M AND 4								
Normal	62	0	0	- 0	- 0	- 0	- 0	- 0
Absentee	62	0	0	- 0	- 0	- 0	- 0	- 0
SADDLEBROOKE								
Normal	160	0	0	- 0	- 0	- 0	- 0	- 0
Absentee	160	0	0	- 0	- 0	- 0	- 0	- 0
Total								
Normal	2851	0	0	- 0	- 0	- 0	- 0	- 0
Absentee	2851	0	0	- 0	- 0	- 0	- 0	- 0
Total	2851	0	0	- 0	- 0	- 0	- 0	- 0

Supplemental Statement of Votes Cast
GENERAL MUNICIPAL ELECTION
CHRISTIAN COUNTY, MISSOURI
TUESDAY, APRIL 5, 2016
April 5, 2016 General Election
April 8th 2016 OFFICIAL RESULTS

Date: 4/8/2016
Time: 12:49:51 PM

SPOKANE R-VII SCHOOL BOARD DIRECTOR

	Reg. Voters	Total Votes	JOHN F. ARMITAGE		JASON MAPLES		TOBY ESSICK		RON WOOTEN		ERIC AYRES		WRITE IN	
BILLINGS														
Normal	577	0	0	-	0	-	0	-	0	-	0	-	0	-
Absentee	577	0	0	-	0	-	0	-	0	-	0	-	0	-
CLEVER														
Normal	1326	0	0	-	0	-	0	-	0	-	0	-	0	-
Absentee	1326	0	0	-	0	-	0	-	0	-	0	-	0	-
FREMONT HILLS														
Normal	726	0	0	-	0	-	0	-	0	-	0	-	0	-
Absentee	726	0	0	-	0	-	0	-	0	-	0	-	0	-
REPUBLIC M AND 4														
Normal	62	0	0	-	0	-	0	-	0	-	0	-	0	-
Absentee	62	0	0	-	0	-	0	-	0	-	0	-	0	-
SADDLEBROOKE														
Normal	160	75	20	26.67%	14	18.67%	17	22.67%	11	14.67%	12	16.00%	1	1.33%
Absentee	160	25	4	16.00%	5	20.00%	7	28.00%	4	16.00%	5	20.00%	0	-
Total														
Normal	2851	75	20	26.67%	14	18.67%	17	22.67%	11	14.67%	12	16.00%	1	1.33%
Absentee	2851	25	4	16.00%	5	20.00%	7	28.00%	4	16.00%	5	20.00%	0	-
Total	2851	100	24	24.00%	19	19.00%	24	24.00%	15	15.00%	17	17.00%	1	1.00%

Supplemental Statement of Votes Cast
GENERAL MUNICIPAL ELECTION
CHRISTIAN COUNTY, MISSOURI
TUESDAY, APRIL 5, 2016
April 5, 2016 General Election
April 8th 2016 OFFICIAL RESULTS

Date: 4/8/2016
Time: 12:49:51 PM

CLEVER NO. 5 SCHOOL DIRECTOR

	Reg. Voters	Total Votes	DARIN THRASHER		PAUL LOCKHART		REX MAPLES		BRIAN TEAGUE		WRITE IN	
BILLINGS												
Normal	577	0	0	-	0	-	0	-	0	-	0	-
Absentee	577	0	0	-	0	-	0	-	0	-	0	-
CLEVER												
Normal	1326	357	61	17.09%	69	19.33%	102	28.57%	119	33.33%	6	1.68%
Absentee	1326	8	2	25.00%	1	12.50%	3	37.50%	2	25.00%	0	-
FREMONT HILLS												
Normal	726	0	0	-	0	-	0	-	0	-	0	-
Absentee	726	0	0	-	0	-	0	-	0	-	0	-
REPUBLIC M AND 4												
Normal	62	0	0	-	0	-	0	-	0	-	0	-
Absentee	62	0	0	-	0	-	0	-	0	-	0	-
SADDLEBROOKE												
Normal	160	0	0	-	0	-	0	-	0	-	0	-
Absentee	160	0	0	-	0	-	0	-	0	-	0	-
Total												
Normal	2851	357	61	17.09%	69	19.33%	102	28.57%	119	33.33%	6	1.68%
Absentee	2851	8	2	25.00%	1	12.50%	3	37.50%	2	25.00%	0	-
Total	2851	365	63	17.26%	70	19.18%	105	28.77%	121	33.15%	6	1.64%

Supplemental Statement of Votes Cast
GENERAL MUNICIPAL ELECTION
CHRISTIAN COUNTY, MISSOURI
TUESDAY, APRIL 5, 2016
April 5, 2016 General Election
April 8th 2016 OFFICIAL RESULTS

Date: 4/8/2016
Time: 12:49:51 PM

REPUBLIC R-III SCHOOL BOARD DIRECTOR

	Reg. Voters	Total Votes	RUSTY SWIFT		ELI R. GARNER		JOE F. PELTZ II		WRITE IN
BILLINGS									
Normal	577	0	0	-	0	-	0	-	0
Absentee	577	0	0	-	0	-	0	-	0
CLEVER									
Normal	1326	0	0	-	0	-	0	-	0
Absentee	1326	0	0	-	0	-	0	-	0
FREMONT HILLS									
Normal	726	0	0	-	0	-	0	-	0
Absentee	726	0	0	-	0	-	0	-	0
REPUBLIC M AND 4									
Normal	62	6	1	16.67%	3	50.00%	2	33.33%	0
Absentee	62	0	0	-	0	-	0	-	0
SADDLEBROOKE									
Normal	160	0	0	-	0	-	0	-	0
Absentee	160	0	0	-	0	-	0	-	0
Total									
Normal	2851	6	1	16.67%	3	50.00%	2	33.33%	0
Absentee	2851	0	0	-	0	-	0	-	0
Total	2851	6	1	16.67%	3	50.00%	2	33.33%	0

Supplemental Statement of Votes Cast
GENERAL MUNICIPAL ELECTION
CHRISTIAN COUNTY, MISSOURI
TUESDAY, APRIL 5, 2016
April 5, 2016 General Election
April 8th 2016 OFFICIAL RESULTS

Date: 4/8/2016
Time: 12:49:51 PM

MARIONVILLE R-9 SCHOOL BOARD DIRECTOR

	Reg. Voters	Total Votes	BRANDON WHITE		JAMES D. HILL JR.		SHAWN HIGH		CAROL BROWN		WRITE IN	
BILLINGS												
Normal	577	10	4	40.00%	2	20.00%	0	-	4	40.00%	0	-
Absentee	577	0	0	-	0	-	0	-	0	-	0	-
CLEVER												
Normal	1326	0	0	-	0	-	0	-	0	-	0	-
Absentee	1326	0	0	-	0	-	0	-	0	-	0	-
FREMONT HILLS												
Normal	726	0	0	-	0	-	0	-	0	-	0	-
Absentee	726	0	0	-	0	-	0	-	0	-	0	-
REPUBLIC M AND 4												
Normal	62	0	0	-	0	-	0	-	0	-	0	-
Absentee	62	0	0	-	0	-	0	-	0	-	0	-
SADDLEBROOKE												
Normal	160	0	0	-	0	-	0	-	0	-	0	-
Absentee	160	0	0	-	0	-	0	-	0	-	0	-
Total												
Normal	2851	10	4	40.00%	2	20.00%	0	-	4	40.00%	0	-
Absentee	2851	0	0	-	0	-	0	-	0	-	0	-
Total	2851	10	4	40.00%	2	20.00%	0	-	4	40.00%	0	-