

Precinct Summary Report  
 PRESIDENTIAL PREFERENCE PRIMARY  
 MARCH 15, 2016 - CHRISTIAN COUNTY, MISSOURI  
 March 15, 2016 Presidential Preference Primary  
 ABSENTEE  
 OFFICIAL Mar\_21\_2016

Date: 3/21/2016  
 Time: 3:03:34 PM  
 Page 1/1

Registered Voters 0 - Total Ballots 941 : N/A

Party Distribution

Total Ballots	941	
DEMOCRATIC PARTY	197	20.94%
REPUBLICAN PARTY	743	78.96%
LIBERTARIAN PARTY	1	0.11%
CONSTITUTION PARTY	0	0%

UNITED STATES PRESIDENT  
 (DEMOCRATIC PARTY)

Vote For 1		
Total Votes	197	
HILLARY CLINTON	111	56.35%
HENRY HEWES	1	0.51%
ROQUE "ROCKY" DE LA FUENTE	0	0%
BERNIE SANDERS	77	39.09%
KEITH JUDD	1	0.51%
WILLIE L. WILSON	0	0%
MARTIN J. O'MALLEY	1	0.51%
JOHN WOLFE	0	0%
JON ADAMS	0	0%
(UNCOMMITTED)	6	3.05%

UNITED STATES PRESIDENT  
 (REPUBLICAN PARTY)


Vote For 1		
Total Votes	743	
CHRIS CHRISTIE	3	0.40%
JEB BUSH	4	0.54%
BEN CARSON	22	2.96%
DONALD J. TRUMP	244	32.84%
MARCO RUBIO	82	11.04%
TED CRUZ	337	45.36%
RICK SANTORUM	1	0.13%
CARLY FIORINA	0	0%
JOHN R. KASICH	43	5.79%
RAND PAUL	0	0%
JIM LYNCH	0	0%
MIKE HUCKABEE	2	0.27%
(UNCOMMITTED)	5	0.67%

UNITED STATES PRESIDENT  
 (LIBERTARIAN PARTY)

Vote For 1		
Total Votes	1	
AUSTIN PETERSEN	0	0%
STEVEN ELLIOTT (STEVE)	0	0%
KERBEL		
RHETT ROSENQUEST SMITH	0	0%
CECIL INCE	0	0%
MARC ALLAN FELDMAN	0	0%
(UNCOMMITTED)	1	100.00%

UNITED STATES PRESIDENT  
 (CONSTITUTION PARTY)

Vote For 1		
Total Votes	0	
(UNCOMMITTED)	0	0%

  
 Barbara Hogue  
 Ann Russell  
 Carla Cassin

Precinct Summary Report  
 PRESIDENTIAL PREFERENCE PRIMARY  
 MARCH 15, 2016 - CHRISTIAN COUNTY, MISSOURI  
 March 15, 2016 Presidential Preference Primary  
 1. E. BENTON/3. BRUNER  
 OFFICIAL Mar\_21\_2016

Date: 3/21/2016  
 Time: 3:03:32 PM  
 Page 1/1

Registered Voters 871 - Total Ballots 370 : 42.48%

Party Distribution

Total Ballots	370	
DEMOCRATIC PARTY	65	17.57%
REPUBLICAN PARTY	305	82.43%
LIBERTARIAN PARTY	0	0%
CONSTITUTION PARTY	0	0%

UNITED STATES PRESIDENT  
 (DEMOCRATIC PARTY)

Vote For 1		
Total Votes	65	
HILLARY CLINTON	24	36.92%
HENRY HEWES	0	0%
ROQUE "ROCKY" DE LA FUENTE	0	0%
BERNIE SANDERS	39	60.00%
KEITH JUDD	0	0%
WILLIE L. WILSON	0	0%
MARTIN J. O'MALLEY	0	0%
JOHN WOLFE	0	0%
JON ADAMS	0	0%
(UNCOMMITTED)	2	3.08%

UNITED STATES PRESIDENT  
 (REPUBLICAN PARTY)

Vote For 1		
Total Votes	306	
CHRIS CHRISTIE	2	0.65%
JEB BUSH	1	0.33%
BEN CARSON	0	0%
DONALD J. TRUMP	131	42.81%
MARCO RUBIO	8	2.61%
TED CRUZ	155	50.65%
RICK SANTORUM	0	0%
CARLY FIORINA	0	0%
JOHN R. KASICH	7	2.29%
RAND PAUL	0	0%
JIM LYNCH	0	0%
MIKE HUCKABEE	1	0.33%
(UNCOMMITTED)	1	0.33%

UNITED STATES PRESIDENT  
 (LIBERTARIAN PARTY)

Vote For 1		
Total Votes	0	
AUSTIN PETERSEN	0	0%
STEVEN ELLIOTT (STEVE)	0	0%
KERBEL		
RHETT ROSENQUEST SMITH	0	0%
CECIL INCE	0	0%
MARC ALLAN FELDMAN	0	0%
(UNCOMMITTED)	0	0%

UNITED STATES PRESIDENT  
 (CONSTITUTION PARTY)

Vote For 1		
Total Votes	0	
(UNCOMMITTED)	0	0%

*Barbara Stogner*  
*John Casper*  
*Cecilia Casper*

Precinct Summary Report  
 PRESIDENTIAL PREFERENCE PRIMARY  
 MARCH 15, 2016 - CHRISTIAN COUNTY, MISSOURI  
 March 15, 2016 Presidential Preference Primary  
 2. W. BENTON/14. LINDEN  
 OFFICIAL Mar\_21\_2016

Date: 3/21/2016  
 Time: 3:03:32 PM  
 Page 1/1

Registered Voters 1,662 - Total Ballots 842 : 50.66%

Party Distribution

Total Ballots	842	
DEMOCRATIC PARTY	160	19.00%
REPUBLICAN PARTY	682	81.00%
LIBERTARIAN PARTY	0	0%
CONSTITUTION PARTY	0	0%

UNITED STATES PRESIDENT  
 (DEMOCRATIC PARTY)

Vote For 1		
Total Votes	160	
HILLARY CLINTON	68	42.50%
HENRY HEWES	1	0.62%
ROQUE "ROCKY" DE LA FUENTE	0	0%
BERNIE SANDERS	90	56.25%
KEITH JUDD	0	0%
WILLIE L. WILSON	1	0.62%
MARTIN J. O'MALLEY	0	0%
JOHN WOLFE	0	0%
JON ADAMS	0	0%
(UNCOMMITTED)	0	0%

UNITED STATES PRESIDENT  
 (REPUBLICAN PARTY)


Vote For 1		
Total Votes	682	
CHRIS CHRISTIE	0	0%
JEB BUSH	4	0.59%
BEN CARSON	7	1.03%
DONALD J. TRUMP	220	32.26%
MARCO RUBIO	27	3.96%
TED CRUZ	387	56.74%
RICK SANTORUM	0	0%
CARLY FIORINA	0	0%
JOHN R. KASICH	34	4.99%
RAND PAUL	1	0.15%
JIM LYNCH	0	0%
MIKE HUCKABEE	1	0.15%
(UNCOMMITTED)	1	0.15%

UNITED STATES PRESIDENT  
 (LIBERTARIAN PARTY)

Vote For 1		
Total Votes	0	
AUSTIN PETERSEN	0	0%
STEVEN ELLIOTT (STEVE)	0	0%
KERBEL		
RHETT ROSENQUEST SMITH	0	0%
CECIL INCE	0	0%
MARC ALLAN FELDMAN	0	0%
(UNCOMMITTED)	0	0%

UNITED STATES PRESIDENT  
 (CONSTITUTION PARTY)

Vote For 1		
Total Votes	0	
(UNCOMMITTED)	0	0%

  
 Barbara Stagner  
 Jim Russell  
 Carla Cassik

Precinct Summary Report  
 PRESIDENTIAL PREFERENCE PRIMARY  
 MARCH 15, 2016 - CHRISTIAN COUNTY, MISSOURI  
 March 15, 2016 Presidential Preference Primary  
 4. CHADWICK/16. S. LINN/11. GARRISON/25. SENECA  
 OFFICIAL Mar\_21\_2016

Date: 3/21/2016  
 Time: 3:03:32 PM  
 Page 1/1

Registered Voters 612 - Total Ballots 268 : 43.79%

Party Distribution

Total Ballots	268	
DEMOCRATIC PARTY	52	19.40%
REPUBLICAN PARTY	216	80.60%
LIBERTARIAN PARTY	0	0%
CONSTITUTION PARTY	0	0%

UNITED STATES PRESIDENT  
 (DEMOCRATIC PARTY)

Vote For 1		
Total Votes	52	
HILLARY CLINTON	25	48.08%
HENRY HEWES	0	0%
ROQUE "ROCKY" DE LA FUENTE	0	0%
BERNIE SANDERS	27	51.92%
KEITH JUDD	0	0%
WILLIE L. WILSON	0	0%
MARTIN J. O'MALLEY	0	0%
JOHN WOLFE	0	0%
JON ADAMS	0	0%
(UNCOMMITTED)	0	0%

UNITED STATES PRESIDENT  
 (REPUBLICAN PARTY)




Vote For 1		
Total Votes	216	
CHRIS CHRISTIE	0	0%
JEB BUSH	0	0%
BEN CARSON	2	0.93%
DONALD J. TRUMP	109	50.46%
MARCO RUBIO	10	4.63%
TED CRUZ	89	41.20%
RICK SANTORUM	0	0%
CARLY FIORINA	0	0%
JOHN R. KASICH	5	2.31%
RAND PAUL	0	0%
JIM LYNCH	0	0%
MIKE HUCKABEE	0	0%
(UNCOMMITTED)	1	0.46%

UNITED STATES PRESIDENT  
 (LIBERTARIAN PARTY)

Vote For 1		
Total Votes	0	
AUSTIN PETERSEN	0	0%
STEVEN ELLIOTT (STEVE)	0	0%
KERBEL		
RHETT ROSENQUEST SMITH	0	0%
CECIL INCE	0	0%
MARC ALLAN FELDMAN	0	0%
(UNCOMMITTED)	0	0%

UNITED STATES PRESIDENT  
 (CONSTITUTION PARTY)

Vote For 1		
Total Votes	0	
(UNCOMMITTED)	0	0%

  
 Barbara Stoen  
  
 Jim Busseep  
  
 Carla Essick

Precinct Summary Report  
 PRESIDENTIAL PREFERENCE PRIMARY  
 MARCH 15, 2016 - CHRISTIAN COUNTY, MISSOURI  
 March 15, 2016 Presidential Preference Primary  
 5. RIVERSIDE #1  
 OFFICIAL Mar\_21\_2016

Date: 3/21/2016  
 Time: 3:03:32 PM  
 Page 1/1

Registered Voters 2,319 - Total Ballots 1,070 : 46.14%

Party Distribution

Total Ballots	1,070	
DEMOCRATIC PARTY	224	20.93%
REPUBLICAN PARTY	845	78.97%
LIBERTARIAN PARTY	1	0.09%
CONSTITUTION PARTY	0	0%

UNITED STATES PRESIDENT  
 (DEMOCRATIC PARTY)

Vote For 1		
Total Votes	224	
HILLARY CLINTON	98	43.75%
HENRY HEWES	0	0%
ROQUE "ROCKY" DE LA FUENTE	0	0%
BERNIE SANDERS	124	55.36%
KEITH JUDD	0	0%
WILLIE L. WILSON	0	0%
MARTIN J. O'MALLEY	0	0%
JOHN WOLFE	0	0%
JON ADAMS	0	0%
(UNCOMMITTED)	2	0.89%

UNITED STATES PRESIDENT  
 (REPUBLICAN PARTY)

Vote For 1		
Total Votes	845	
CHRIS CHRISTIE	1	0.12%
JEB BUSH	1	0.12%
BEN CARSON	3	0.36%
DONALD J. TRUMP	261	30.89%
MARCO RUBIO	45	5.33%
TED CRUZ	478	56.57%
RICK SANTORUM	2	0.24%
CARLY FIORINA	0	0%
JOHN R. KASICH	49	5.80%
RAND PAUL	2	0.24%
JIM LYNCH	0	0%
MIKE HUCKABEE	1	0.12%
(UNCOMMITTED)	2	0.24%

UNITED STATES PRESIDENT  
 (LIBERTARIAN PARTY)

Vote For 1		
Total Votes	1	
AUSTIN PETERSEN	1	100.00%
STEVEN ELLIOTT (STEVE)	0	0%
KERBEL		
RHETT ROSENQUEST SMITH	0	0%
CECIL INCE	0	0%
MARC ALLAN FELDMAN	0	0%
(UNCOMMITTED)	0	0%

UNITED STATES PRESIDENT  
 (CONSTITUTION PARTY)

Vote For 1		
Total Votes	0	
(UNCOMMITTED)	0	0%

*Barbara Stogner*  
*Jon Russell*  
*Carla Cassin*

Precinct Summary Report  
 PRESIDENTIAL PREFERENCE PRIMARY  
 MARCH 15, 2016 - CHRISTIAN COUNTY, MISSOURI  
 March 15, 2016 Presidential Preference Primary  
 6. CASSIDY #1  
 OFFICIAL Mar\_21\_2016

Date: 3/21/2016  
 Time: 3:03:32 PM  
 Page 1/1

Registered Voters 2,345 - Total Ballots 993 : 42.35%

Party Distribution

Total Ballots	993	
DEMOCRATIC PARTY	207	20.85%
REPUBLICAN PARTY	786	79.15%
LIBERTARIAN PARTY	0	0%
CONSTITUTION PARTY	0	0%

UNITED STATES PRESIDENT  
 (DEMOCRATIC PARTY)

Vote For 1		
Total Votes	207	
HILLARY CLINTON	71	34.30%
HENRY HEWES	0	0%
ROQUE "ROCKY" DE LA FUENTE	0	0%
BERNIE SANDERS	136	65.70%
KEITH JUDD	0	0%
WILLIE L. WILSON	0	0%
MARTIN J. O'MALLEY	0	0%
JOHN WOLFE	0	0%
JON ADAMS	0	0%
(UNCOMMITTED)	0	0%

UNITED STATES PRESIDENT  
 (REPUBLICAN PARTY)

Vote For 1		
Total Votes	786	
CHRIS CHRISTIE	0	0%
JEB BUSH	1	0.13%
BEN CARSON	3	0.38%
DONALD J. TRUMP	250	31.81%
MARCO RUBIO	36	4.58%
TED CRUZ	448	57.00%
RICK SANTORUM	0	0%
CARLY FIORINA	0	0%
JOHN R. KASICH	37	4.71%
RAND PAUL	5	0.64%
JIM LYNCH	0	0%
MIKE HUCKABEE	3	0.38%
(UNCOMMITTED)	3	0.38%

UNITED STATES PRESIDENT  
 (LIBERTARIAN PARTY)

Vote For 1		
Total Votes	0	
AUSTIN PETERSEN	0	0%
STEVEN ELLIOTT (STEVE)	0	0%
KERBEL		
RHETT ROSENQUEST SMITH	0	0%
CECIL INCE	0	0%
MARC ALLAN FELDMAN	0	0%
(UNCOMMITTED)	0	0%

UNITED STATES PRESIDENT  
 (CONSTITUTION PARTY)

Vote For 1		
Total Votes	0	
(UNCOMMITTED)	0	0%

*Barbara Stoen*  
*Jim Russell*  
*Carla Esauik*

Precinct Summary Report  
 PRESIDENTIAL PREFERENCE PRIMARY  
 MARCH 15, 2016 - CHRISTIAN COUNTY, MISSOURI  
 March 15, 2016 Presidential Preference Primary  
 7. WEST FINLEY  
 OFFICIAL Mar\_21\_2016

Date: 3/21/2016  
 Time: 3:03:32 PM  
 Page 1/1

Registered Voters 2,981 - Total Ballots 1,215 : 40.76%

Party Distribution

Total Ballots	1,215	
DEMOCRATIC PARTY	268	22.06%
REPUBLICAN PARTY	946	77.86%
LIBERTARIAN PARTY	0	0%
CONSTITUTION PARTY	1	0.08%

UNITED STATES PRESIDENT  
 (DEMOCRATIC PARTY)

Vote For 1		
Total Votes	268	
HILLARY CLINTON	96	35.82%
HENRY HEWES	1	0.37%
ROQUE "ROCKY" DE LA FUENTE	1	0.37%
BERNIE SANDERS	169	63.06%
KEITH JUDD	0	0%
WILLIE L. WILSON	0	0%
MARTIN J. O'MALLEY	0	0%
JOHN WOLFE	0	0%
JON ADAMS	0	0%
(UNCOMMITTED)	1	0.37%

UNITED STATES PRESIDENT  
 (REPUBLICAN PARTY)


Vote For 1		
Total Votes	946	
CHRIS CHRISTIE	0	0%
JEB BUSH	3	0.32%
BEN CARSON	9	0.95%
DONALD J. TRUMP	275	29.07%
MARCO RUBIO	29	3.07%
TED CRUZ	585	61.84%
RICK SANTORUM	0	0%
CARLY FIORINA	0	0%
JOHN R. KASICH	33	3.49%
RAND PAUL	4	0.42%
JIM LYNCH	0	0%
MIKE HUCKABEE	4	0.42%
(UNCOMMITTED)	4	0.42%

UNITED STATES PRESIDENT  
 (LIBERTARIAN PARTY)

Vote For 1		
Total Votes	0	
AUSTIN PETERSEN	0	0%
STEVEN ELLIOTT (STEVE)	0	0%
KERBEL		
RHETT ROSENQUEST SMITH	0	0%
CECIL INCE	0	0%
MARC ALLAN FELDMAN	0	0%
(UNCOMMITTED)	0	0%

UNITED STATES PRESIDENT  
 (CONSTITUTION PARTY)

Vote For 1		
Total Votes	1	
(UNCOMMITTED)	1	100.00%

  
 Barbara Stagner  
 Jim Russell  
 Carla Essick

Precinct Summary Report  
 PRESIDENTIAL PREFERENCE PRIMARY  
 MARCH 15, 2016 - CHRISTIAN COUNTY, MISSOURI  
 March 15, 2016 Presidential Preference Primary  
 8. EAST FINLEY  
 OFFICIAL Mar\_21\_2016

Date: 3/21/2016  
 Time: 3:03:32 PM  
 Page 1/1

Registered Voters 4,177 - Total Ballots 1,773 : 42.45%




Party Distribution		
Total Ballots	1,773	
DEMOCRATIC PARTY	378	21.32%
REPUBLICAN PARTY	1,393	78.57%
LIBERTARIAN PARTY	2	0.11%
CONSTITUTION PARTY	0	0%

UNITED STATES PRESIDENT (DEMOCRATIC PARTY)		
Vote For 1		
Total Votes	378	
HILLARY CLINTON	121	32.01%
HENRY HEWES	0	0%
ROQUE "ROCKY" DE LA FUENTE	0	0%
BERNIE SANDERS	254	67.20%
KEITH JUDD	0	0%
WILLIE L. WILSON	0	0%
MARTIN J. O'MALLEY	0	0%
JOHN WOLFE	0	0%
JON ADAMS	1	0.26%
(UNCOMMITTED)	2	0.53%

UNITED STATES PRESIDENT (REPUBLICAN PARTY)		
Vote For 1		
Total Votes	1,392	
CHRIS CHRISTIE	4	0.29%
JEB BUSH	2	0.14%
BEN CARSON	16	1.15%
DONALD J. TRUMP	460	33.05%
MARCO RUBIO	52	3.74%
TED CRUZ	770	55.32%
RICK SANTORUM	0	0%
CARLY FIORINA	0	0%
JOHN R. KASICH	83	5.96%
RAND PAUL	3	0.22%
JIM LYNCH	0	0%
MIKE HUCKABEE	2	0.14%
(UNCOMMITTED)	0	0%

UNITED STATES PRESIDENT (LIBERTARIAN PARTY)		
Vote For 1		
Total Votes	2	
AUSTIN PETERSEN	2	100.00%
STEVEN ELLIOTT (STEVE)	0	0%
KERBEL		
RHETT ROSENQUEST SMITH	0	0%
CECIL INCE	0	0%
MARC ALLAN FELDMAN	0	0%
(UNCOMMITTED)	0	0%

UNITED STATES PRESIDENT (CONSTITUTION PARTY)		
Vote For 1		
Total Votes	0	
(UNCOMMITTED)	0	0%

  
 Barbara Stagner  
  
 Jim Quisley  
  
 Carla Essick



Precinct Summary Report  
 PRESIDENTIAL PREFERENCE PRIMARY  
 MARCH 15, 2016 - CHRISTIAN COUNTY, MISSOURI  
 March 15, 2016 Presidential Preference Primary  
 9. NORTH GALLOWAY  
 OFFICIAL Mar\_21\_2016

Date: 3/21/2016  
 Time: 3:03:32 PM  
 Page 1/1

Registered Voters 2,552 - Total Ballots 1,126 : 44.12%

Party Distribution		
Total Ballots	1,126	
DEMOCRATIC PARTY	215	19.09%
REPUBLICAN PARTY	909	80.73%
LIBERTARIAN PARTY	2	0.18%
CONSTITUTION PARTY	0	0%

UNITED STATES PRESIDENT (DEMOCRATIC PARTY)		
Vote For 1		
Total Votes	215	
HILLARY CLINTON	93	43.26%
HENRY HEWES	0	0%
ROQUE "ROCKY" DE LA FUENTE	0	0%
BERNIE SANDERS	121	56.28%
KEITH JUDD	0	0%
WILLIE L. WILSON	0	0%
MARTIN J. O'MALLEY	0	0%
JOHN WOLFE	0	0%
JON ADAMS	0	0%
(UNCOMMITTED)	1	0.47%

UNITED STATES PRESIDENT (REPUBLICAN PARTY)		
Vote For 1		
Total Votes	909	
CHRIS CHRISTIE	0	0%
JEB BUSH	2	0.22%
BEN CARSON	3	0.33%
DONALD J. TRUMP	359	39.49%
MARCO RUBIO	29	3.19%
TED CRUZ	469	51.60%
RICK SANTORUM	0	0%
CARLY FIORINA	0	0%
JOHN R. KASICH	42	4.62%
RAND PAUL	0	0%
JIM LYNCH	0	0%
MIKE HUCKABEE	2	0.22%
(UNCOMMITTED)	3	0.33%

UNITED STATES PRESIDENT (LIBERTARIAN PARTY)		
Vote For 1		
Total Votes	2	
AUSTIN PETERSEN	1	50.00%
STEVEN ELLIOTT (STEVE)	0	0%
KERBEL		
RHETT ROSENQUEST SMITH	0	0%
CECIL INCE	0	0%
MARC ALLAN FELDMAN	0	0%
(UNCOMMITTED)	1	50.00%

UNITED STATES PRESIDENT (CONSTITUTION PARTY)		
Vote For 1		
Total Votes	0	
(UNCOMMITTED)	0	0%

*Tom Galt*  
*Barbara Storner*  
*Jim Russell*  
*Carla E. Smith*

Precinct Summary Report  
 PRESIDENTIAL PREFERENCE PRIMARY  
 MARCH 15, 2016 - CHRISTIAN COUNTY, MISSOURI  
 March 15, 2016 Presidential Preference Primary  
 10. SOUTH GALLOWAY  
 OFFICIAL Mar\_21\_2016

Date: 3/21/2016  
 Time: 3:03:32 PM  
 Page 1/1

Registered Voters 1,431 - Total Ballots 690 : 48.22%


Party Distribution		
Total Ballots	690	
DEMOCRATIC PARTY	116	16.81%
REPUBLICAN PARTY	573	83.04%
LIBERTARIAN PARTY	1	0.14%
CONSTITUTION PARTY	0	0%

UNITED STATES PRESIDENT (DEMOCRATIC PARTY)		
Vote For 1		
Total Votes	116	
HILLARY CLINTON	47	40.52%
HENRY HEWES	0	0%
ROQUE "ROCKY" DE LA FUENTE	0	0%
BERNIE SANDERS	68	58.62%
KEITH JUDD	0	0%
WILLIE L. WILSON	0	0%
MARTIN J. O'MALLEY	0	0%
JOHN WOLFE	0	0%
JON ADAMS	0	0%
(UNCOMMITTED)	1	0.86%

UNITED STATES PRESIDENT (REPUBLICAN PARTY)		
Vote For 1		
Total Votes	573	
CHRIS CHRISTIE	0	0%
JEB BUSH	1	0.17%
BEN CARSON	5	0.87%
DONALD J. TRUMP	223	38.92%
MARCO RUBIO	11	1.92%
TED CRUZ	299	52.18%
RICK SANTORUM	0	0%
CARLY FIORINA	0	0%
JOHN R. KASICH	30	5.24%
RAND PAUL	0	0%
JIM LYNCH	0	0%
MIKE HUCKABEE	3	0.52%
(UNCOMMITTED)	1	0.17%

UNITED STATES PRESIDENT (LIBERTARIAN PARTY)		
Vote For 1		
Total Votes	1	
AUSTIN PETERSEN	0	0%
STEVEN ELLIOTT (STEVE)	1	100.00%
KERBEL		
RHETT ROSENQUEST SMITH	0	0%
CECIL INCE	0	0%
MARC ALLAN FELDMAN	0	0%
(UNCOMMITTED)	0	0%

UNITED STATES PRESIDENT (CONSTITUTION PARTY)		
Vote For 1		
Total Votes	0	
(UNCOMMITTED)	0	0%

  
 Barbara Stegner  
 Ann Russell  
 Paula Smith

Precinct Summary Report  
 PRESIDENTIAL PREFERENCE PRIMARY  
 MARCH 15, 2016 - CHRISTIAN COUNTY, MISSOURI  
 March 15, 2016 Presidential Preference Primary  
 12. LEAD HILL/18. OLDFIELD  
 OFFICIAL Mar\_21\_2016

Date: 3/21/2016  
 Time: 3:03:32 PM  
 Page 1/1

Registered Voters 463 - Total Ballots 218 : 47.08%

Party Distribution

Total Ballots	218	
DEMOCRATIC PARTY	42	19.27%
REPUBLICAN PARTY	176	80.73%
LIBERTARIAN PARTY	0	0%
CONSTITUTION PARTY	0	0%

UNITED STATES PRESIDENT  
 (DEMOCRATIC PARTY)

Vote For 1		
Total Votes	42	
HILLARY CLINTON	15	35.71%
HENRY HEWES	0	0%
ROQUE "ROCKY" DE LA FUENTE	0	0%
BERNIE SANDERS	27	64.29%
KEITH JUDD	0	0%
WILLIE L. WILSON	0	0%
MARTIN J. O'MALLEY	0	0%
JOHN WOLFE	0	0%
JON ADAMS	0	0%
(UNCOMMITTED)	0	0%

UNITED STATES PRESIDENT  
 (REPUBLICAN PARTY)


Vote For 1		
Total Votes	176	
CHRIS CHRISTIE	0	0%
JEB BUSH	0	0%
BEN CARSON	1	0.57%
DONALD J. TRUMP	59	33.52%
MARCO RUBIO	4	2.27%
TED CRUZ	103	58.52%
RICK SANTORUM	0	0%
CARLY FIORINA	0	0%
JOHN R. KASICH	7	3.98%
RAND PAUL	1	0.57%
JIM LYNCH	0	0%
MIKE HUCKABEE	1	0.57%
(UNCOMMITTED)	0	0%

UNITED STATES PRESIDENT  
 (LIBERTARIAN PARTY)

Vote For 1		
Total Votes	0	
AUSTIN PETERSEN	0	0%
STEVEN ELLIOTT (STEVE)	0	0%
KERBEL		
RHETT ROSENQUEST SMITH	0	0%
CECIL INCE	0	0%
MARC ALLAN FELDMAN	0	0%
(UNCOMMITTED)	0	0%

UNITED STATES PRESIDENT  
 (CONSTITUTION PARTY)

Vote For 1		
Total Votes	0	
(UNCOMMITTED)	0	0%

  
 Barbara Stegner  
 Jon Russell  
 Erika Essick

Precinct Summary Report  
 PRESIDENTIAL PREFERENCE PRIMARY  
 MARCH 15, 2016 - CHRISTIAN COUNTY, MISSOURI  
 March 15, 2016 Presidential Preference Primary  
 13. LINCOLN #1  
 OFFICIAL Mar\_21\_2016

Date: 3/21/2016  
 Time: 3:03:32 PM  
 Page 1/1

Registered Voters 2,082 - Total Ballots 934 : 44.86%

Party Distribution

Total Ballots	934	
DEMOCRATIC PARTY	178	19.06%
REPUBLICAN PARTY	754	80.73%
LIBERTARIAN PARTY	1	0.11%
CONSTITUTION PARTY	1	0.11%

UNITED STATES PRESIDENT  
 (DEMOCRATIC PARTY)

Vote For 1		
Total Votes	178	
HILLARY CLINTON	71	39.89%
HENRY HEWES	0	0%
ROQUE "ROCKY" DE LA FUENTE	0	0%
BERNIE SANDERS	106	59.55%
KEITH JUDD	0	0%
WILLIE L. WILSON	0	0%
MARTIN J. O'MALLEY	0	0%
JOHN WOLFE	0	0%
JON ADAMS	0	0%
(UNCOMMITTED)	1	0.56%

UNITED STATES PRESIDENT  
 (REPUBLICAN PARTY)


Vote For 1		
Total Votes	754	
CHRIS CHRISTIE	0	0%
JEB BUSH	3	0.40%
BEN CARSON	4	0.53%
DONALD J. TRUMP	253	33.55%
MARCO RUBIO	31	4.11%
TED CRUZ	414	54.91%
RICK SANTORUM	0	0%
CARLY FIORINA	0	0%
JOHN R. KASICH	48	6.37%
RAND PAUL	1	0.13%
JIM LYNCH	0	0%
MIKE HUCKABEE	0	0%
(UNCOMMITTED)	0	0%

UNITED STATES PRESIDENT  
 (LIBERTARIAN PARTY)

Vote For 1		
Total Votes	1	
AUSTIN PETERSEN	1	100.00%
STEVEN ELLIOTT (STEVE)	0	0%
KERBEL		
RHETT ROSENQUEST SMITH	0	0%
CECIL INCE	0	0%
MARC ALLAN FELDMAN	0	0%
(UNCOMMITTED)	0	0%

UNITED STATES PRESIDENT  
 (CONSTITUTION PARTY)

Vote For 1		
Total Votes	1	
(UNCOMMITTED)	1	100.00%

  
 Barbara Stogner  
 Apr. Russell  
 Carla E. Evers

Precinct Summary Report  
 PRESIDENTIAL PREFERENCE PRIMARY  
 MARCH 15, 2016 - CHRISTIAN COUNTY, MISSOURI  
 March 15, 2016 Presidential Preference Primary  
 15. NORTH LINN  
 OFFICIAL Mar\_21\_2016

Date: 3/21/2016  
 Time: 3:03:33 PM  
 Page 1/1

Registered Voters 722 - Total Ballots 404 : 55.96%

Party Distribution

Total Ballots	404	
DEMOCRATIC PARTY	83	20.54%
REPUBLICAN PARTY	320	79.21%
LIBERTARIAN PARTY	1	0.25%
CONSTITUTION PARTY	0	0%

UNITED STATES PRESIDENT  
 (DEMOCRATIC PARTY)

Vote For 1		
Total Votes	83	
HILLARY CLINTON	45	54.22%
HENRY HEWES	0	0%
ROQUE "ROCKY" DE LA FUENTE	0	0%
BERNIE SANDERS	36	43.37%
KEITH JUDD	0	0%
WILLIE L. WILSON	0	0%
MARTIN J. O'MALLEY	0	0%
JOHN WOLFE	0	0%
JON ADAMS	0	0%
(UNCOMMITTED)	2	2.41%

UNITED STATES PRESIDENT  
 (REPUBLICAN PARTY)


Vote For 1		
Total Votes	320	
CHRIS CHRISTIE	0	0%
JEB BUSH	1	0.31%
BEN CARSON	4	1.25%
DONALD J. TRUMP	133	41.56%
MARCO RUBIO	19	5.94%
TED CRUZ	146	45.62%
RICK SANTORUM	1	0.31%
CARLY FIORINA	0	0%
JOHN R. KASICH	15	4.69%
RAND PAUL	0	0%
JIM LYNCH	0	0%
MIKE HUCKABEE	0	0%
(UNCOMMITTED)	1	0.31%

UNITED STATES PRESIDENT  
 (LIBERTARIAN PARTY)

Vote For 1		
Total Votes	1	
AUSTIN PETERSEN	0	0%
STEVEN ELLIOTT (STEVE)	0	0%
KERBEL		
RHETT ROSENQUEST SMITH	0	0%
CECIL INCE	0	0%
MARC ALLAN FELDMAN	0	0%
(UNCOMMITTED)	1	100.00%

UNITED STATES PRESIDENT  
 (CONSTITUTION PARTY)

Vote For 1		
Total Votes	0	
(UNCOMMITTED)	0	0%

  
 Barbara Stagner  
 Dora Russell  
 Paula Essick

Precinct Summary Report  
 PRESIDENTIAL PREFERENCE PRIMARY  
 MARCH 15, 2016 - CHRISTIAN COUNTY, MISSOURI  
 March 15, 2016 Presidential Preference Primary  
 17. MCCracken  
 OFFICIAL Mar\_21\_2016

Date: 3/21/2016  
 Time: 3:03:33 PM  
 Page 1/1

Registered Voters 1,633 - Total Ballots 814 : 49.85%

Party Distribution

Total Ballots	814	
DEMOCRATIC PARTY	143	17.57%
REPUBLICAN PARTY	671	82.43%
LIBERTARIAN PARTY	0	0%
CONSTITUTION PARTY	0	0%

UNITED STATES PRESIDENT  
 (DEMOCRATIC PARTY)

Vote For 1		
Total Votes	143	
HILLARY CLINTON	62	43.36%
HENRY HEWES	0	0%
ROQUE "ROCKY" DE LA FUENTE	0	0%
BERNIE SANDERS	80	55.94%
KEITH JUDD	0	0%
WILLIE L. WILSON	0	0%
MARTIN J. O'MALLEY	0	0%
JOHN WOLFE	0	0%
JON ADAMS	0	0%
(UNCOMMITTED)	1	0.70%

UNITED STATES PRESIDENT  
 (REPUBLICAN PARTY)



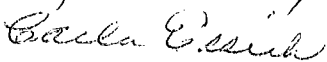
Vote For 1		
Total Votes	671	
CHRIS CHRISTIE	0	0%
JEB BUSH	1	0.15%
BEN CARSON	5	0.75%
DONALD J. TRUMP	253	37.70%
MARCO RUBIO	20	2.98%
TED CRUZ	343	51.12%
RICK SANTORUM	1	0.15%
CARLY FIORINA	2	0.30%
JOHN R. KASICH	43	6.41%
RAND PAUL	2	0.30%
JIM LYNCH	0	0%
MIKE HUCKABEE	0	0%
(UNCOMMITTED)	1	0.15%

UNITED STATES PRESIDENT  
 (LIBERTARIAN PARTY)

Vote For 1		
Total Votes	0	
AUSTIN PETERSEN	0	0%
STEVEN ELLIOTT (STEVE)	0	0%
KERBEL		
RHETT ROSENQUEST SMITH	0	0%
CECIL INCE	0	0%
MARC ALLAN FELDMAN	0	0%
(UNCOMMITTED)	0	0%

UNITED STATES PRESIDENT  
 (CONSTITUTION PARTY)

Vote For 1		
Total Votes	0	
(UNCOMMITTED)	0	0%

  
 Barbara Stagner  
  
 Anna Russek  
  
 Paula E. Esch

Precinct Summary Report  
 PRESIDENTIAL PREFERENCE PRIMARY  
 MARCH 15, 2016 - CHRISTIAN COUNTY, MISSOURI  
 March 15, 2016 Presidential Preference Primary  
 20. POLK  
 OFFICIAL Mar\_21\_2016

Date: 3/21/2016  
 Time: 3:03:33 PM  
 Page 1/1

Registered Voters 2,226 - Total Ballots 1,008 : 45.28%

Party Distribution

Total Ballots	1,008	
DEMOCRATIC PARTY	190	18.85%
REPUBLICAN PARTY	818	81.15%
LIBERTARIAN PARTY	0	0%
CONSTITUTION PARTY	0	0%

UNITED STATES PRESIDENT  
 (DEMOCRATIC PARTY)

Vote For 1		
Total Votes	190	
HILLARY CLINTON	90	47.37%
HENRY HEWES	0	0%
ROQUE "ROCKY" DE LA FUENTE	0	0%
BERNIE SANDERS	99	52.11%
KEITH JUDD	0	0%
WILLIE L. WILSON	0	0%
MARTIN J. O'MALLEY	0	0%
JOHN WOLFE	0	0%
JON ADAMS	0	0%
(UNCOMMITTED)	1	0.53%

UNITED STATES PRESIDENT  
 (REPUBLICAN PARTY)



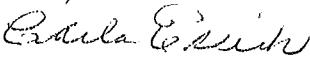
Vote For 1		
Total Votes	819	
CHRIS CHRISTIE	2	0.24%
JEB BUSH	0	0%
BEN CARSON	5	0.61%
DONALD J. TRUMP	338	41.27%
MARCO RUBIO	23	2.81%
TED CRUZ	406	49.57%
RICK SANTORUM	0	0%
CARLY FIORINA	0	0%
JOHN R. KASICH	42	5.13%
RAND PAUL	2	0.24%
JIM LYNCH	0	0%
MIKE HUCKABEE	1	0.12%
(UNCOMMITTED)	0	0%

UNITED STATES PRESIDENT  
 (LIBERTARIAN PARTY)

Vote For 1		
Total Votes	0	
AUSTIN PETERSEN	0	0%
STEVEN ELLIOTT (STEVE)	0	0%
KERBEL		
RHETT ROSENQUEST SMITH	0	0%
CECIL INCE	0	0%
MARC ALLAN FELDMAN	0	0%
(UNCOMMITTED)	0	0%

UNITED STATES PRESIDENT  
 (CONSTITUTION PARTY)

Vote For 1		
Total Votes	0	
(UNCOMMITTED)	0	0%

  
 Barbara Stoen  
  
 John Ausseep  
  
 Paula E. Smith

Precinct Summary Report  
 PRESIDENTIAL PREFERENCE PRIMARY  
 MARCH 15, 2016 - CHRISTIAN COUNTY, MISSOURI  
 March 15, 2016 Presidential Preference Primary  
 21. UNION CHAPEL #1  
 OFFICIAL Mar\_21\_2016

Date: 3/21/2016  
 Time: 3:03:33 PM  
 Page 1/1

Registered Voters 2,853 - Total Ballots 1,334 : 46.76%

Party Distribution

Total Ballots	1,334	
DEMOCRATIC PARTY	293	21.96%
REPUBLICAN PARTY	1,041	78.04%
LIBERTARIAN PARTY	0	0%
CONSTITUTION PARTY	0	0%

UNITED STATES PRESIDENT  
 (DEMOCRATIC PARTY)

Vote For 1		
Total Votes	293	
HILLARY CLINTON	119	40.61%
HENRY HEWES	0	0%
ROQUE "ROCKY" DE LA FUENTE	0	0%
BERNIE SANDERS	173	59.04%
KEITH JUDD	0	0%
WILLIE L. WILSON	0	0%
MARTIN J. O'MALLEY	0	0%
JOHN WOLFE	0	0%
JON ADAMS	1	0.34%
(UNCOMMITTED)	0	0%

UNITED STATES PRESIDENT  
 (REPUBLICAN PARTY)


Vote For 1		
Total Votes	1,041	
CHRIS CHRISTIE	2	0.19%
JEB BUSH	0	0%
BEN CARSON	6	0.58%
DONALD J. TRUMP	383	36.79%
MARCO RUBIO	43	4.13%
TED CRUZ	508	48.80%
RICK SANTORUM	2	0.19%
CARLY FIORINA	1	0.10%
JOHN R. KASICH	85	8.17%
RAND PAUL	2	0.19%
JIM LYNCH	0	0%
MIKE HUCKABEE	5	0.48%
(UNCOMMITTED)	4	0.38%

UNITED STATES PRESIDENT  
 (LIBERTARIAN PARTY)

Vote For 1		
Total Votes	0	
AUSTIN PETERSEN	0	0%
STEVEN ELLIOTT (STEVE)	0	0%
KERBEL		
RHETT ROSENQUEST SMITH	0	0%
CECIL INCE	0	0%
MARC ALLAN FELDMAN	0	0%
(UNCOMMITTED)	0	0%

UNITED STATES PRESIDENT  
 (CONSTITUTION PARTY)

Vote For 1		
Total Votes	0	
(UNCOMMITTED)	0	0%

  
 Barbara Stagner  
 Jim Owsen  
 Paula E. Smith



Precinct Summary Report  
 PRESIDENTIAL PREFERENCE PRIMARY  
 MARCH 15, 2016 - CHRISTIAN COUNTY, MISSOURI  
 March 15, 2016 Presidential Preference Primary  
 22. ROSEDALE #1A  
 OFFICIAL Mar\_21\_2016

Date: 3/21/2016  
 Time: 3:03:33 PM  
 Page 1/1

Registered Voters 2,262 - Total Ballots 983 : 43.46%


Party Distribution		
Total Ballots	983	
DEMOCRATIC PARTY	238	24.21%
REPUBLICAN PARTY	745	75.79%
LIBERTARIAN PARTY	0	0%
CONSTITUTION PARTY	0	0%

UNITED STATES PRESIDENT (DEMOCRATIC PARTY)		
Vote For 1		
Total Votes	238	
HILLARY CLINTON	102	42.86%
HENRY HEWES	0	0%
ROQUE "ROCKY" DE LA FUENTE	0	0%
BERNIE SANDERS	135	56.72%
KEITH JUDD	0	0%
WILLIE L. WILSON	0	0%
MARTIN J. O'MALLEY	0	0%
JOHN WOLFE	0	0%
JON ADAMS	1	0.42%
(UNCOMMITTED)	0	0%

UNITED STATES PRESIDENT (REPUBLICAN PARTY)		
Vote For 1		
Total Votes	745	
CHRIS CHRISTIE	1	0.13%
JEB BUSH	0	0%
BEN CARSON	5	0.67%
DONALD J. TRUMP	234	31.41%
MARCO RUBIO	38	5.10%
TED CRUZ	422	56.64%
RICK SANTORUM	0	0%
CARLY FIORINA	2	0.27%
JOHN R. KASICH	40	5.37%
RAND PAUL	1	0.13%
JIM LYNCH	0	0%
MIKE HUCKABEE	1	0.13%
(UNCOMMITTED)	1	0.13%

UNITED STATES PRESIDENT (LIBERTARIAN PARTY)		
Vote For 1		
Total Votes	0	
AUSTIN PETERSEN	0	0%
STEVEN ELLIOTT (STEVE)	0	0%
KERBEL		
RHETT ROSENQUEST SMITH	0	0%
CECIL INCE	0	0%
MARC ALLAN FELDMAN	0	0%
(UNCOMMITTED)	0	0%

UNITED STATES PRESIDENT (CONSTITUTION PARTY)		
Vote For 1		
Total Votes	0	
(UNCOMMITTED)	0	0%

  
 Barbara Stagner  
 Jim Russell  
 Carla Essick

Precinct Summary Report  
 PRESIDENTIAL PREFERENCE PRIMARY  
 MARCH 15, 2016 - CHRISTIAN COUNTY, MISSOURI  
 March 15, 2016 Presidential Preference Primary  
 23. GARDEN GROVE  
 OFFICIAL Mar\_21\_2016

Date: 3/21/2016  
 Time: 3:03:33 PM  
 Page 1/1

Registered Voters 1,957 - Total Ballots 899 : 45.94%

Party Distribution

Total Ballots	899	
DEMOCRATIC PARTY	194	21.58%
REPUBLICAN PARTY	699	77.75%
LIBERTARIAN PARTY	5	0.56%
CONSTITUTION PARTY	1	0.11%

UNITED STATES PRESIDENT  
 (DEMOCRATIC PARTY)

Vote For 1		
Total Votes	194	
HILLARY CLINTON	84	43.30%
HENRY HEWES	0	0%
ROQUE "ROCKY" DE LA FUENTE	0	0%
BERNIE SANDERS	109	56.19%
KEITH JUDD	0	0%
WILLIE L. WILSON	0	0%
MARTIN J. O'MALLEY	0	0%
JOHN WOLFE	0	0%
JON ADAMS	0	0%
(UNCOMMITTED)	1	0.52%

UNITED STATES PRESIDENT  
 (REPUBLICAN PARTY)




Vote For 1		
Total Votes	699	
CHRIS CHRISTIE	1	0.14%
JEB BUSH	4	0.57%
BEN CARSON	2	0.29%
DONALD J. TRUMP	220	31.47%
MARCO RUBIO	31	4.43%
TED CRUZ	392	56.08%
RICK SANTORUM	0	0%
CARLY FIORINA	0	0%
JOHN R. KASICH	45	6.44%
RAND PAUL	3	0.43%
JIM LYNCH	0	0%
MIKE HUCKABEE	0	0%
(UNCOMMITTED)	1	0.14%

UNITED STATES PRESIDENT  
 (LIBERTARIAN PARTY)

Vote For 1		
Total Votes	5	
AUSTIN PETERSEN	3	60.00%
STEVEN ELLIOTT (STEVE)	0	0%
KERBEL		
RHETT ROSENQUEST SMITH	0	0%
CECIL INCE	0	0%
MARC ALLAN FELDMAN	0	0%
(UNCOMMITTED)	2	40.00%

UNITED STATES PRESIDENT  
 (CONSTITUTION PARTY)

Vote For 1		
Total Votes	1	
(UNCOMMITTED)	1	100.00%

  
 Barbara Stegner  
  
 Ann Russell  
  
 Carla E. Smith

Precinct Summary Report  
 PRESIDENTIAL PREFERENCE PRIMARY  
 MARCH 15, 2016 - CHRISTIAN COUNTY, MISSOURI  
 March 15, 2016 Presidential Preference Primary  
 24. NORTHVIEW #1  
 OFFICIAL Mar\_21\_2016

Date: 3/21/2016  
 Time: 3:03:33 PM  
 Page 1/1

Registered Voters 2,917 - Total Ballots 1,327 : 45.49%

Party Distribution		
Total Ballots	1,327	
DEMOCRATIC PARTY	295	22.23%
REPUBLICAN PARTY	1,031	77.69%
LIBERTARIAN PARTY	1	0.08%
CONSTITUTION PARTY	0	0%

UNITED STATES PRESIDENT (DEMOCRATIC PARTY)		
Vote For 1		
Total Votes	295	
HILLARY CLINTON	134	45.42%
HENRY HEWES	0	0%
ROQUE "ROCKY" DE LA FUENTE	0	0%
BERNIE SANDERS	156	52.88%
KEITH JUDD	0	0%
WILLIE L. WILSON	0	0%
MARTIN J. O'MALLEY	1	0.34%
JOHN WOLFE	0	0%
JON ADAMS	2	0.68%
(UNCOMMITTED)	2	0.68%

UNITED STATES PRESIDENT (REPUBLICAN PARTY)		
Vote For 1		
Total Votes	1,031	
CHRIS CHRISTIE	2	0.19%
JEB BUSH	2	0.19%
BEN CARSON	8	0.78%
DONALD J. TRUMP	308	29.87%
MARCO RUBIO	60	5.82%
TED CRUZ	566	54.90%
RICK SANTORUM	3	0.29%
CARLY FIORINA	0	0%
JOHN R. KASICH	80	7.76%
RAND PAUL	0	0%
JIM LYNCH	0	0%
MIKE HUCKABEE	1	0.10%
(UNCOMMITTED)	1	0.10%

UNITED STATES PRESIDENT (LIBERTARIAN PARTY)		
Vote For 1		
Total Votes	1	
AUSTIN PETERSEN	0	0%
STEVEN ELLIOTT (STEVE)	1	100.00%
KERBEL		
RHETT ROSENQUEST SMITH	0	0%
CECIL INCE	0	0%
MARC ALLAN FELDMAN	0	0%
(UNCOMMITTED)	0	0%

UNITED STATES PRESIDENT (CONSTITUTION PARTY)		
Vote For 1		
Total Votes	0	
(UNCOMMITTED)	0	0%

*Jon Wolfe*  
*Barbara Stagner*  
*Tom Russell*  
*Paula Esser*

Precinct Summary Report  
 PRESIDENTIAL PREFERENCE PRIMARY  
 MARCH 15, 2016 - CHRISTIAN COUNTY, MISSOURI  
 March 15, 2016 Presidential Preference Primary  
 26. SPARTA  
 OFFICIAL Mar\_21\_2016

Date: 3/21/2016  
 Time: 3:03:33 PM  
 Page 1/1

Registered Voters 1,712 - Total Ballots 729 : 42.58%


Party Distribution		
Total Ballots	729	
DEMOCRATIC PARTY	139	19.07%
REPUBLICAN PARTY	590	80.93%
LIBERTARIAN PARTY	0	0%
CONSTITUTION PARTY	0	0%

UNITED STATES PRESIDENT (DEMOCRATIC PARTY)		
Vote For 1		
Total Votes	139	
HILLARY CLINTON	71	51.08%
HENRY HEWES	0	0%
ROQUE "ROCKY" DE LA FUENTE	0	0%
BERNIE SANDERS	66	47.48%
KEITH JUDD	0	0%
WILLIE L. WILSON	0	0%
MARTIN J. O'MALLEY	0	0%
JOHN WOLFE	0	0%
JON ADAMS	0	0%
(UNCOMMITTED)	2	1.44%

UNITED STATES PRESIDENT (REPUBLICAN PARTY)		
Vote For 1		
Total Votes	590	
CHRIS CHRISTIE	0	0%
JEB BUSH	1	0.17%
BEN CARSON	4	0.68%
DONALD J. TRUMP	243	41.19%
MARCO RUBIO	21	3.56%
TED CRUZ	283	47.97%
RICK SANTORUM	0	0%
CARLY FIORINA	0	0%
JOHN R. KASICH	36	6.10%
RAND PAUL	1	0.17%
JIM LYNCH	0	0%
MIKE HUCKABEE	1	0.17%
(UNCOMMITTED)	0	0%

UNITED STATES PRESIDENT (LIBERTARIAN PARTY)		
Vote For 1		
Total Votes	0	
AUSTIN PETERSEN	0	0%
STEVEN ELLIOTT (STEVE)	0	0%
KERBEL		
RHETT ROSENQUEST SMITH	0	0%
CECIL INCE	0	0%
MARC ALLAN FELDMAN	0	0%
(UNCOMMITTED)	0	0%

UNITED STATES PRESIDENT (CONSTITUTION PARTY)		
Vote For 1		
Total Votes	0	
(UNCOMMITTED)	0	0%

  
 Barbara Störmer  
 Jim Russell  
 Carla E. Smith

Precinct Summary Report  
 PRESIDENTIAL PREFERENCE PRIMARY  
 MARCH 15, 2016 - CHRISTIAN COUNTY, MISSOURI  
 March 15, 2016 Presidential Preference Primary  
 27. UNION CHAPEL #2  
 OFFICIAL Mar\_21\_2016

Date: 3/21/2016  
 Time: 3:03:33 PM  
 Page 1/1

Registered Voters 3,094 - Total Ballots 1,461 : 47.22%

Party Distribution

Total Ballots	1,461	
DEMOCRATIC PARTY	283	19.37%
REPUBLICAN PARTY	1,177	80.56%
LIBERTARIAN PARTY	1	0.07%
CONSTITUTION PARTY	0	0%

UNITED STATES PRESIDENT  
 (DEMOCRATIC PARTY)

Vote For 1		
Total Votes	283	
HILLARY CLINTON	101	35.69%
HENRY HEWES	0	0%
ROQUE "ROCKY" DE LA FUENTE	0	0%
BERNIE SANDERS	182	64.31%
KEITH JUDD	0	0%
WILLIE L. WILSON	0	0%
MARTIN J. O'MALLEY	0	0%
JOHN WOLFE	0	0%
JON ADAMS	0	0%
(UNCOMMITTED)	0	0%

UNITED STATES PRESIDENT  
 (REPUBLICAN PARTY)



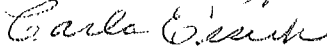
Vote For 1		
Total Votes	1,177	
CHRIS CHRISTIE	0	0%
JEB BUSH	0	0%
BEN CARSON	5	0.42%
DONALD J. TRUMP	442	37.55%
MARCO RUBIO	49	4.16%
TED CRUZ	595	50.55%
RICK SANTORUM	0	0%
CARLY FIORINA	0	0%
JOHN R. KASICH	83	7.05%
RAND PAUL	1	0.08%
JIM LYNCH	0	0%
MIKE HUCKABEE	1	0.08%
(UNCOMMITTED)	1	0.08%

UNITED STATES PRESIDENT  
 (LIBERTARIAN PARTY)

Vote For 1		
Total Votes	1	
AUSTIN PETERSEN	0	0%
STEVEN ELLIOTT (STEVE)	0	0%
KERBEL		
RHETT ROSENQUEST SMITH	0	0%
CECIL INCE	0	0%
MARC ALLAN FELDMAN	0	0%
(UNCOMMITTED)	1	100.00%

UNITED STATES PRESIDENT  
 (CONSTITUTION PARTY)

Vote For 1		
Total Votes	0	
(UNCOMMITTED)	0	0%

  
 Barbara Hogue  
  
 Lisa Russell  
  
 Carla Cissick

Precinct Summary Report  
 PRESIDENTIAL PREFERENCE PRIMARY  
 MARCH 15, 2016 - CHRISTIAN COUNTY, MISSOURI  
 March 15, 2016 Presidential Preference Primary  
 28, ROSEDALE #2  
 OFFICIAL Mar\_21\_2016

Date: 3/21/2016

Time: 3:03:33 PM

Page 1/1

Registered Voters 1,868 - Total Ballots 938 : 50.21%

Party Distribution

Total Ballots	938	
DEMOCRATIC PARTY	201	21.43%
REPUBLICAN PARTY	737	78.57%
LIBERTARIAN PARTY	0	0%
CONSTITUTION PARTY	0	0%

UNITED STATES PRESIDENT  
 (DEMOCRATIC PARTY)

Vote For 1		
Total Votes	201	
HILLARY CLINTON	87	43.28%
HENRY HEWES	0	0%
ROQUE "ROCKY" DE LA FUENTE	1	0.50%
BERNIE SANDERS	111	55.22%
KEITH JUDD	0	0%
WILLIE L. WILSON	0	0%
MARTIN J. O'MALLEY	0	0%
JOHN WOLFE	0	0%
JON ADAMS	0	0%
(UNCOMMITTED)	2	1.00%

UNITED STATES PRESIDENT  
 (REPUBLICAN PARTY)

Vote For 1		
Total Votes	737	
CHRIS CHRISTIE	2	0.27%
JEB BUSH	1	0.14%
BEN CARSON	1	0.14%
DONALD J. TRUMP	268	36.36%
MARCO RUBIO	38	5.16%
TED CRUZ	380	51.56%
RICK SANTORUM	0	0%
CARLY FIORINA	1	0.14%
JOHN R. KASICH	40	5.43%
RAND PAUL	1	0.14%
JIM LYNCH	0	0%
MIKE HUCKABEE	3	0.41%
(UNCOMMITTED)	2	0.27%

UNITED STATES PRESIDENT  
 (LIBERTARIAN PARTY)

Vote For 1		
Total Votes	0	
AUSTIN PETERSEN	0	0%
STEVEN ELLIOTT (STEVE)	0	0%
KERBEL		
RHETT ROSENQUEST SMITH	0	0%
CECIL INCE	0	0%
MARC ALLAN FELDMAN	0	0%
(UNCOMMITTED)	0	0%

UNITED STATES PRESIDENT  
 (CONSTITUTION PARTY)

Vote For 1		
Total Votes	0	
(UNCOMMITTED)	0	0%

*[Handwritten Signature]*  
 Barbara Stogner  
 Jim Runnels  
 Carla E. Smith

Precinct Summary Report  
 PRESIDENTIAL PREFERENCE PRIMARY  
 MARCH 15, 2016 - CHRISTIAN COUNTY, MISSOURI  
 March 15, 2016 Presidential Preference Primary  
 29. NORTHVIEW #2  
 OFFICIAL Mar\_21\_2016

Date: 3/21/2016  
 Time: 3:03:33 PM  
 Page 1/1

Registered Voters 1,898 - Total Ballots 892 : 47.00%

Party Distribution

Total Ballots	892	
DEMOCRATIC PARTY	222	24.89%
REPUBLICAN PARTY	667	74.78%
LIBERTARIAN PARTY	3	0.34%
CONSTITUTION PARTY	0	0%

UNITED STATES PRESIDENT  
 (DEMOCRATIC PARTY)

Vote For 1		
Total Votes	222	
HILLARY CLINTON	89	40.09%
HENRY HEWES	0	0%
ROQUE "ROCKY" DE LA FUENTE	0	0%
BERNIE SANDERS	132	59.46%
KEITH JUDD	0	0%
WILLIE L. WILSON	0	0%
MARTIN J. O'MALLEY	0	0%
JOHN WOLFE	0	0%
JON ADAMS	0	0%
(UNCOMMITTED)	1	0.45%

UNITED STATES PRESIDENT  
 (REPUBLICAN PARTY)

Vote For 1		
Total Votes	667	
CHRIS CHRISTIE	0	0%
JEB BUSH	1	0.15%
BEN CARSON	10	1.50%
DONALD J. TRUMP	208	31.18%
MARCO RUBIO	18	2.70%
TED CRUZ	376	56.37%
RICK SANTORUM	0	0%
CARLY FIORINA	2	0.30%
JOHN R. KASICH	49	7.35%
RAND PAUL	0	0%
JIM LYNCH	0	0%
MIKE HUCKABEE	3	0.45%
(UNCOMMITTED)	0	0%

UNITED STATES PRESIDENT  
 (LIBERTARIAN PARTY)

Vote For 1		
Total Votes	3	
AUSTIN PETERSEN	2	66.67%
STEVEN ELLIOTT (STEVE)	0	0%
KERBEL		
RHETT ROSENQUEST SMITH	0	0%
CECIL INCE	0	0%
MARC ALLAN FELDMAN	1	33.33%
(UNCOMMITTED)	0	0%

UNITED STATES PRESIDENT  
 (CONSTITUTION PARTY)

Vote For 1		
Total Votes	0	
(UNCOMMITTED)	0	0%

*For Ballot*  
*Barbara Storner*  
*Tom Russell*  
*Carla Esch*

Precinct Summary Report  
 PRESIDENTIAL PREFERENCE PRIMARY  
 MARCH 15, 2016 - CHRISTIAN COUNTY, MISSOURI  
 March 15, 2016 Presidential Preference Primary  
 30. ROSEDALE 1B  
 OFFICIAL Mar\_21\_2016

Date: 3/21/2016  
 Time: 3:03:33 PM  
 Page 1/1

Registered Voters 2,175 - Total Ballots 860 : 39.54%

Party Distribution

Total Ballots	860	
DEMOCRATIC PARTY	236	27.44%
REPUBLICAN PARTY	622	72.33%
LIBERTARIAN PARTY	2	0.23%
CONSTITUTION PARTY	0	0%

UNITED STATES PRESIDENT  
 (DEMOCRATIC PARTY)

Vote For 1		
Total Votes	236	
HILLARY CLINTON	80	33.90%
HENRY HEWES	0	0%
ROQUE "ROCKY" DE LA FUENTE	0	0%
BERNIE SANDERS	156	66.10%
KEITH JUDD	0	0%
WILLIE L. WILSON	0	0%
MARTIN J. O'MALLEY	0	0%
JOHN WOLFE	0	0%
JON ADAMS	0	0%
(UNCOMMITTED)	0	0%

UNITED STATES PRESIDENT  
 (REPUBLICAN PARTY)

Vote For 1		
Total Votes	622	
CHRIS CHRISTIE	1	0.16%
JEB BUSH	3	0.48%
BEN CARSON	8	1.29%
DONALD J. TRUMP	234	37.62%
MARCO RUBIO	22	3.54%
TED CRUZ	325	52.25%
RICK SANTORUM	1	0.16%
CARLY FIORINA	0	0%
JOHN R. KASICH	25	4.02%
RAND PAUL	0	0%
JIM LYNCH	0	0%
MIKE HUCKABEE	3	0.48%
(UNCOMMITTED)	0	0%

UNITED STATES PRESIDENT  
 (LIBERTARIAN PARTY)

Vote For 1		
Total Votes	2	
AUSTIN PETERSEN	0	0%
STEVEN ELLIOTT (STEVE)	0	0%
KERBEL		
RHETT ROSENQUEST SMITH	0	0%
CECIL INCE	0	0%
MARC ALLAN FELDMAN	0	0%
(UNCOMMITTED)	2	100.00%

UNITED STATES PRESIDENT  
 (CONSTITUTION PARTY)

Vote For 1		
Total Votes	0	
(UNCOMMITTED)	0	0%

*Barbara Stogner*  
*John Russell*  
*Carla Escobar*



Precinct Summary Report  
 PRESIDENTIAL PREFERENCE PRIMARY  
 MARCH 15, 2016 - CHRISTIAN COUNTY, MISSOURI  
 March 15, 2016 Presidential Preference Primary  
 31. RIVERSIDE #2  
 OFFICIAL Mar\_21\_2016

Date: 3/21/2016  
 Time: 3:03:34 PM  
 Page 1/1

Registered Voters 2,459 - Total Ballots 1,157 : 47.05%

Party Distribution

Total Ballots	1,157	
DEMOCRATIC PARTY	210	18.15%
REPUBLICAN PARTY	947	81.85%
LIBERTARIAN PARTY	0	0%
CONSTITUTION PARTY	0	0%

UNITED STATES PRESIDENT  
 (DEMOCRATIC PARTY)

Vote For 1		
Total Votes	210	
HILLARY CLINTON	75	35.71%
HENRY HEWES	0	0%
ROQUE "ROCKY" DE LA FUENTE	0	0%
BERNIE SANDERS	134	63.81%
KEITH JUDD	0	0%
WILLIE L. WILSON	0	0%
MARTIN J. O'MALLEY	0	0%
JOHN WOLFE	0	0%
JON ADAMS	0	0%
(UNCOMMITTED)	1	0.48%

UNITED STATES PRESIDENT  
 (REPUBLICAN PARTY)


Vote For 1		
Total Votes	947	
CHRIS CHRISTIE	0	0%
JEB BUSH	1	0.11%
BEN CARSON	4	0.42%
DONALD J. TRUMP	294	31.05%
MARCO RUBIO	34	3.59%
TED CRUZ	536	56.60%
RICK SANTORUM	1	0.11%
CARLY FIORINA	0	0%
JOHN R. KASICH	73	7.71%
RAND PAUL	1	0.11%
JIM LYNCH	0	0%
MIKE HUCKABEE	3	0.32%
(UNCOMMITTED)	0	0%

UNITED STATES PRESIDENT  
 (LIBERTARIAN PARTY)

Vote For 1		
Total Votes	0	
AUSTIN PETERSEN	0	0%
STEVEN ELLIOTT (STEVE)	0	0%
KERBEL		
RHETT ROSENQUEST SMITH	0	0%
CECIL INCE	0	0%
MARC ALLAN FELDMAN	0	0%
(UNCOMMITTED)	0	0%

UNITED STATES PRESIDENT  
 (CONSTITUTION PARTY)

Vote For 1		
Total Votes	0	
(UNCOMMITTED)	0	0%

  
 Barbara Stogner  
 Don Russell  
 Carla Escobedo

Precinct Summary Report  
 PRESIDENTIAL PREFERENCE PRIMARY  
 MARCH 15, 2016 - CHRISTIAN COUNTY, MISSOURI  
 March 15, 2016 Presidential Preference Primary  
 32. CASSIDY #2  
 OFFICIAL Mar\_21\_2016

Date: 3/21/2016  
 Time: 3:03:34 PM  
 Page 1/1

Registered Voters 2,960 - Total Ballots 1,364 : 46.08%

Party Distribution

Total Ballots	1,364	
DEMOCRATIC PARTY	321	23.53%
REPUBLICAN PARTY	1,041	76.32%
LIBERTARIAN PARTY	2	0.15%
CONSTITUTION PARTY	0	0%

UNITED STATES PRESIDENT  
 (DEMOCRATIC PARTY)

Vote For 1		
Total Votes	321	
HILLARY CLINTON	138	42.99%
HENRY HEWES	0	0%
ROQUE "ROCKY" DE LA FUENTE	0	0%
BERNIE SANDERS	183	57.01%
KEITH JUDD	0	0%
WILLIE L. WILSON	0	0%
MARTIN J. O'MALLEY	0	0%
JOHN WOLFE	0	0%
JON ADAMS	0	0%
(UNCOMMITTED)	0	0%

UNITED STATES PRESIDENT  
 (REPUBLICAN PARTY)


Vote For 1		
Total Votes	1,041	
CHRIS CHRISTIE	2	0.19%
JEB BUSH	0	0%
BEN CARSON	8	0.77%
DONALD J. TRUMP	360	34.58%
MARCO RUBIO	40	3.84%
TED CRUZ	528	50.72%
RICK SANTORUM	0	0%
CARLY FIORINA	0	0%
JOHN R. KASICH	92	8.84%
RAND PAUL	2	0.19%
JIM LYNCH	0	0%
MIKE HUCKABEE	6	0.58%
(UNCOMMITTED)	3	0.29%

UNITED STATES PRESIDENT  
 (LIBERTARIAN PARTY)

Vote For 1		
Total Votes	2	
AUSTIN PETERSEN	1	50.00%
STEVEN ELLIOTT (STEVE)	0	0%
KERBEL		
RHETT ROSENQUEST SMITH	0	0%
CECIL INCE	0	0%
MARC ALLAN FELDMAN	0	0%
(UNCOMMITTED)	1	50.00%

UNITED STATES PRESIDENT  
 (CONSTITUTION PARTY)

Vote For 1		
Total Votes	0	
(UNCOMMITTED)	0	0%

  
 Barbara Stogner  
 Jim Russell  
 Carla Cassid

Precinct Summary Report  
 PRESIDENTIAL PREFERENCE PRIMARY  
 MARCH 15, 2016 - CHRISTIAN COUNTY, MISSOURI  
 March 15, 2016 Presidential Preference Primary  
 33, LINCOLN #2  
 OFFICIAL Mar\_21\_2016

Date: 3/21/2016  
 Time: 3:03:34 PM  
 Page 1/1

Registered Voters 1,314 - Total Ballots 549 : 41.78%

Party Distribution

Total Ballots	549	
DEMOCRATIC PARTY	113	20.58%
REPUBLICAN PARTY	436	79.42%
LIBERTARIAN PARTY	0	0%
CONSTITUTION PARTY	0	0%

UNITED STATES PRESIDENT  
 (DEMOCRATIC PARTY)

Vote For 1		
Total Votes	113	
HILLARY CLINTON	30	26.55%
HENRY HEWES	0	0%
ROQUE "ROCKY" DE LA FUENTE	0	0%
BERNIE SANDERS	83	73.45%
KEITH JUDD	0	0%
WILLIE L. WILSON	0	0%
MARTIN J. O'MALLEY	0	0%
JOHN WOLFE	0	0%
JON ADAMS	0	0%
(UNCOMMITTED)	0	0%

UNITED STATES PRESIDENT  
 (REPUBLICAN PARTY)

Vote For 1		
Total Votes	434	
CHRIS CHRISTIE	0	0%
JEB BUSH	2	0.46%
BEN CARSON	4	0.92%
DONALD J. TRUMP	146	33.64%
MARCO RUBIO	14	3.23%
TED CRUZ	249	57.37%
RICK SANTORUM	0	0%
CARLY FIORINA	0	0%
JOHN R. KASICH	15	3.46%
RAND PAUL	0	0%
JIM LYNCH	0	0%
MIKE HUCKABEE	3	0.69%
(UNCOMMITTED)	1	0.23%

UNITED STATES PRESIDENT  
 (LIBERTARIAN PARTY)

Vote For 1		
Total Votes	0	
AUSTIN PETERSEN	0	0%
STEVEN ELLIOTT (STEVE)	0	0%
KERBEL		
RHETT ROSENQUEST SMITH	0	0%
CECIL INCE	0	0%
MARC ALLAN FELDMAN	0	0%
(UNCOMMITTED)	0	0%

UNITED STATES PRESIDENT  
 (CONSTITUTION PARTY)

Vote For 1		
Total Votes	0	
(UNCOMMITTED)	0	0%

*Barbara Stogner*  
*Jim Russell*  
*Carla Erickson*