

Election Summary Report  
PRESIDENTIAL PREFERENCE PRIMARY  
MARCH 15, 2016 - CHRISTIAN COUNTY, MISSOURI  
March 15, 2016 Presidential Preference Primary  
OFFICIAL Mar\_21\_2016

Date: 3/21/2016  
Time: 3:02:26 PM  
Page 1/1

Registered Voters 53,545 - Total Ballots 25,159 : 46.99%

27 of 27 Precincts Reporting 100.00%

Party Distribution

Number of Precincts	27	
Precincts Reporting	27	100.00%
Total Ballots	25,159	
DEMOCRATIC PARTY	5,263	20.92%
REPUBLICAN PARTY	19,870	78.98%
LIBERTARIAN PARTY	23	0.09%
CONSTITUTION PARTY	3	0.01%

UNITED STATES PRESIDENT  
(DEMOCRATIC PARTY)

Number of Precincts	27	
Precincts Reporting	27	100.00%
Vote For 1		
Total Votes	5,263	
HILLARY CLINTON	2,147	40.79%
HENRY HEWES	3	0.06%
ROQUE "ROCKY" DE LA FUENTE	2	0.04%
BERNIE SANDERS	3,073	58.39%
KEITH JUDD	1	0.02%
WILLIE L. WILSON	1	0.02%
MARTIN J. O'MALLEY	2	0.04%
JOHN WOLFE	0	0%
JON ADAMS	5	0.10%
(UNCOMMITTED)	29	0.55%

UNITED STATES PRESIDENT  
(REPUBLICAN PARTY)



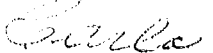
Number of Precincts	27	
Precincts Reporting	27	100.00%
Vote For 1		
Total Votes	19,869	
CHRIS CHRISTIE	23	0.12%
JEB BUSH	39	0.20%
BEN CARSON	154	0.78%
DONALD J. TRUMP	6,908	34.77%
MARCO RUBIO	834	4.20%
TED CRUZ	10,589	53.29%
RICK SANTORUM	12	0.06%
CARLY FIORINA	8	0.04%
JOHN R. KASICH	1,181	5.94%
RAND PAUL	33	0.17%
JIM LYNCH	0	0%
MIKE HUCKABEE	51	0.26%
(UNCOMMITTED)	37	0.19%

UNITED STATES PRESIDENT  
(LIBERTARIAN PARTY)

Number of Precincts	27	
Precincts Reporting	27	100.00%
Vote For 1		
Total Votes	23	
AUSTIN PETERSEN	11	47.83%
STEVEN ELLIOTT (STEVE)	2	8.70%
KERBEL		
RHETT ROSENQUEST SMITH	0	0%
CECIL INCE	0	0%
MARC ALLAN FELDMAN	1	4.35%
(UNCOMMITTED)	9	39.13%

UNITED STATES PRESIDENT  
(CONSTITUTION PARTY)

Number of Precincts	27	
Precincts Reporting	27	100.00%
Vote For 1		
Total Votes	3	
(UNCOMMITTED)	3	100.00%

  
Barbara Stogner  
  
John Pusey  
  
Carla