
RESIDENTIAL
SWIMMING POOL INSTALLATION
RULES & REGULATIONS



A PERMIT MUST FIRST BE OBTAINED FROM THE
CHRISTIAN COUNTY BUILDING INSPECTIONS
DEPARTMENT BEFORE SETTING A SWIMMING
POOL IN CHRISTIAN COUNTY

INTRODUCTION

THIS HANDOUT IS ONLY A SOURCE FOR BASIC INFORMATION AND DOES NOT ADDRESS ALL THE CODE REQUIREMENTS NOR DOES THIS INFORMATION TAKE THE PLACE OF ANY ADOPTED CODE OR AMENDMENT. YOU MAY CONTACT THE INSPECTORS FOR FURTHER INFORMATION.

REQUIRED INSPECTIONS

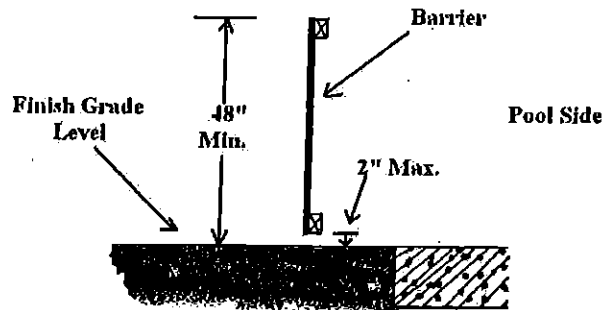
- Pool bonding
- Rough-in electrical
- Rough-in plumbing
- Final

The person and/or agent to whom the permit is issued, is responsible to obtain the proper inspections before the work is covered. The failure to obtain proper inspections will result in the uncovering of work. A final inspection must be performed by this department before the pool can be used.

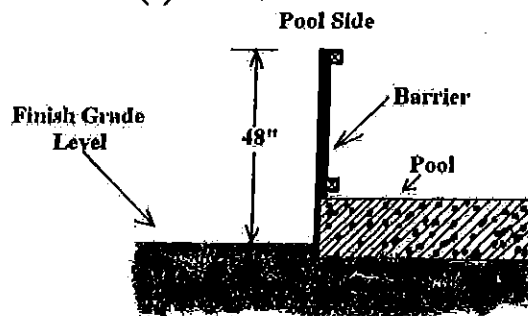
For inspections call (417)581-6064

OUTDOOR PRIVATE SWIMMING POOL

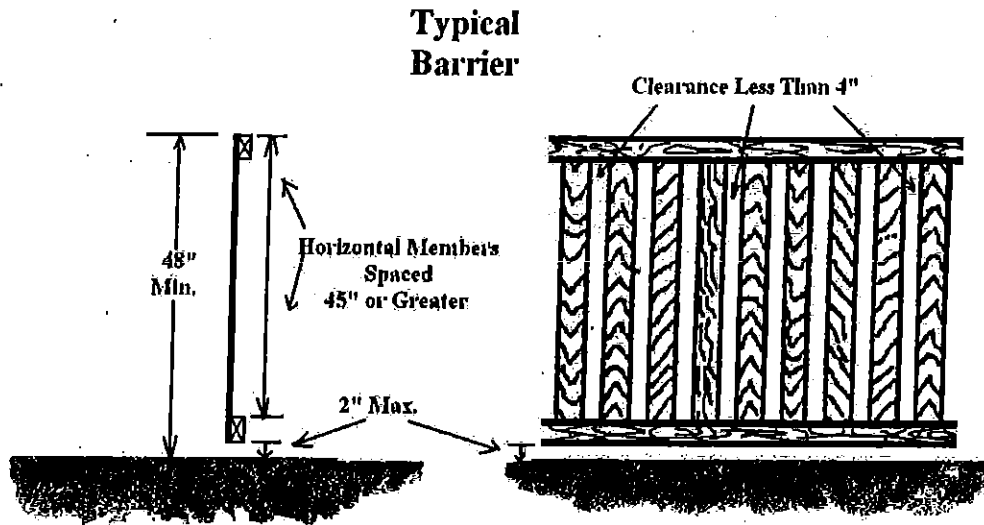
1. An outdoor private swimming pool, including an in-ground or on-ground hot tub or spa shall be provided with a barrier which shall comply with the following:
2. The top of the barrier shall be at least forty-eight (48) inches above the finished ground level measured on the side of the barrier which faces away from the pool. The maximum vertical clearance between finished ground level and the barrier shall be two (2) inches measured on the side of the barrier which faces away from the swimming pool.



3. Where the top of the pool structure is above finished ground level, such as an above-ground pool, the barrier shall be at finished ground level, such as the pool structure, or shall be mounted on top of the pool structure. Where the barrier is mounted on top of the pool structure, the maximum vertical clearance between the top of the pool structure and the bottom of the barrier shall be four (4) inches.

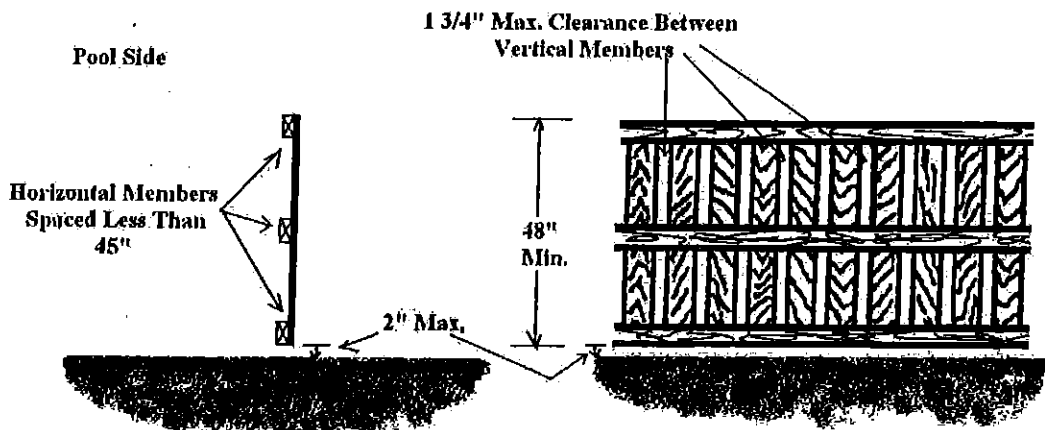


- Openings in the barrier shall not allow passage of four (4) inch diameter sphere.



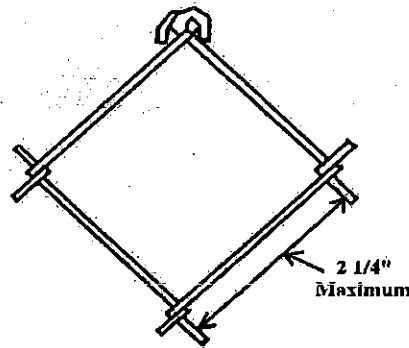
- Solid barriers shall not contain indentations or protrusions except for normal construction tolerances and tooled masonry joints.
- Where the barrier is composed of horizontal and vertical members and the distance between the tops of the horizontal members is less than forty-five (45) inches, the horizontal members shall be located on the swimming pool side of

the fence. Spacing between vertical members shall not exceed $1 \frac{3}{4}$ inches in width. Decorative cutouts shall not exceed $1 \frac{3}{4}$ inches in width.




7. Maximum mesh size for chain link fences shall be 2 1/4 inch square.

Chain Link Mesh



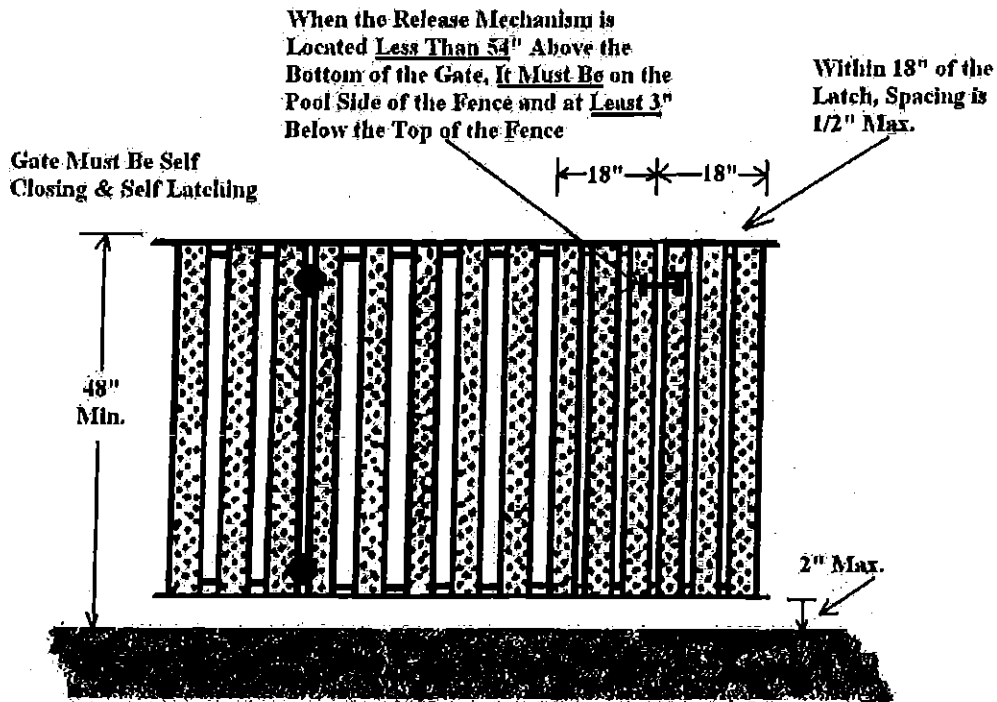
Exception: The fence may be larger when the fence is provided with slats fastened at the top and the bottom which reduce the openings to not more than 1 3/4 inches (measured diagonally).

8. Where the barrier is composed of diagonal members, such as a lattice fence, the maximum opening formed by the diagonal members shall be not more than 1 3/4 inches (measured diagonally).



BARRIERS FORMED OF DIAGONAL MEMBERS SHALL NOT HAVE OPENINGS LARGER THAN 1 3/4"

9. Access gates shall comply with requirements of items one (1) through seven (7) of this section, and shall be equipped to accommodate a locking device. Pedestrian access gates shall open outward away from the pool and shall be self-closing and have a self-latching device. Gates other than pedestrian access gates shall have a self-latching device. Where the release mechanism of the self-latching device is located less than fifty-four (54) inches from the bottom of the gate; (a) the release mechanism shall be located on the pool side of the gate at least three (3) inches below the top of the gate; and (b) the gate and barrier shall not have an opening greater than 1/2 inch within eighteen (18) inches of the mechanism.



10. Where a wall of a dwelling serves as part of the barrier, one of the following shall apply:

- a. All doors with direct access to the pool through that wall shall be equipped with an alarm which produces an audible warning when the door and its screen, if present, are opened. The alarm shall be listed with UL 2017. The audible alarm shall activate within 7 seconds and sound continuously for a minimum of thirty (30) seconds immediately after the door is opened. The alarm shall be heard throughout the house during normal household activities and the sound of the alarm shall be distinctive from other household sounds such as smoke alarms, telephones, and door bells. The alarm shall automatically reset under all conditions. The alarm system shall be equipped with manual means, such as touch pad or switch, to temporarily deactivate the alarm for a single opening from either direction. Such deactivation shall last for not more than fifteen (15) seconds. The deactivation touch pad or switch shall be located at least fifty-four (54) inches above the threshold of the door.

- b. The pool shall be equipped with an approved power safety cover.

11. Where an above-ground pool structure is used as a barrier or where the barrier is mounted on top of the pool structure and the means of access is fixed or removable ladder or steps, the ladder or steps shall be surrounded by a barrier which meets the requirements of items one (1) through nine (9) of this section. A removable ladder shall not constitute an acceptable alternative to enclosure requirements.

INDOOR PRIVATE SWIMMING POOL

All walls surrounding an indoor private swimming pool shall comply with item ten (10) of the previous section.

PROHIBITED LOCATIONS

Barriers shall be located so as to prohibit permanent structures, equipment or similar objects from being used to climb the barriers.

EXCEPTIONS: The following shall be exempt for the provisions of this section.

1. A spa or hot tubs with an approved safety cover which complies with ASTM F 1346.

DRAINS

Federal mandates under the Virginia Graeme Baker Act that all drain covers manufactured or sold in the United States for public, residential pools and spas must conform to the ASME/ANSI A112.19.8-2007 *Suction Fittings for Use in Swimming Pools, Wading Pools, Spas, and Hot Tubs*. This became effective on December 19, 2008 and pertains to entrapment issues on drains/suction outlets.